

AY2024

Kyushu University School of Design

Student Handbook

2024年度
九州大学芸術工学部
学生便覧

九州大学 |  芸術工学部

Kyushu University  School of Design

(The name of each course is as follows.)

In this booklet, the following abbreviations are used for each course.

Environmental Design Course: Environment, ED

Industrial Design Course: Industrial, ID

Design Futures Course: Design Futures, Future, FD

Media Design Course: Media, MD

Acoustic Design Course: Acoustic, AD

<Cover> Student Work

OKABE Sakuka (B3, Media Design Course)

Preface

Dean of Graduate School of Design, Kyushu University
Dean of School of Design, Kyushu University

OMOTO Akira



Welcome to the World of Design

The Kyushu University School of Design and the Graduate School of Design were established initially in 1968 to train "world-class designers" to achieve the "humanization of technology." The school was merged with Kyushu University in 2003 and has undergone several reorganizations to reach its current form.

The purpose and nature of the School of Design, as compiled by the University Establishment Council when the Kyushu Institute of Design was established in 1968, are as follows:

1. In order to make appropriate use of general technology in life, there is a need to integrate science, which is the basis of technology, and art, which is the freest expression of the human spirit, and to plan the course of technology and study the design of its functions based on the overall spirit of these two fields.

2. The organization of modern society has become more complex. As a result, the scope of work that university graduates will be involved in has expanded. Also, there is a growing demand for designers with the knowledge and artistic sensibilities that span the humanities, social sciences, and natural sciences, in addition to traditional designers. As such, we need to respond to this demand.

At the time of its establishment, the technology was probably associated with heavy industry. As time changes, it is associated with the current information and communication technology. Even though design has taken a broader meaning, and graduation from graduate schools has become common, our purpose does not become obsolete with time.

It has been 20 years since we merged with Kyushu University. These objectives and the philosophy of "humanization of technology" remain essential as the only School of Design and Graduate School of Design in the comprehensive university.

At the same time, we need to be sensitive to the changes in the social environment surrounding us. In order to appropriately respond to the ever-changing design subjects and methodologies of the times, we have reorganized the School of Design in 2020 and the Graduate School of Design in 2022. The five new courses in the School of Design and the six courses in the Graduate School of Design created as a result of this reorganization are the expression of our convinced will to actively expand the scope of design from "mono" to "koto" and into the realm of envisioning the future while preserving the good traditions of the past.

With the reorganization, the curriculum has also been renewed with a strong emphasis on a broad range of "fusion." It is a fusion of different design subjects and even different methodologies. To achieve this, we have established a credit system that allows students to study in other fields and more project-based subjects than ever before.

Students are free to design their course of study within a defined scope at university. At first glance, fusion with other fields tends to be seen as a "broad and shallow" learning system. However, depending on the approach, students can make this a "broad and deep" learning experience.

This handbook provides the subjects and various structures for education and research in designing pathways to solutions for various problems in culture, art, science, engineering, and society. It serves as a guideline and agreement for both students and faculty members who teach these subjects, thus leading students to become world-class designers.

We hope that you will make active use of this handbook and the various resources available at Kyushu University and Ohashi Campus to have an enriching educational experience.

Table of Contents

Preface

Chapter 1: Curricula and Courses of the School of Design

1. Philosophy and Objectives.....	1
(1) Educational and Research Objectives	1
(2) Degree Conferral Policy (Diploma Policy)	1
2. Curriculum of the School of Design	1
(1) Curriculum	1
(2) Structure of Curriculum	2
(3) Credit System	2
(4) Graduation Requirements and Required Credits	2
3. Detailed Course Descriptions	5
(1) Environmental Design Course	5
A. Educational Attainment Goals at Graduation	5
B. Educational Goals that Envision Graduates 10 to 20 Years in the Future	5
C. Course Requirements for Specialized Subject Offered After Year 3	5
D. Requirements for Starting Senior Project	6
E. Senior Project	6
F. Subject Details	7
(2) Industrial Design Course	15
A. Educational Attainment Goals at Graduation	15
B. Educational Goals that Envision Graduates 10 to 20 Years in the Future	15
C. Course Requirements for Specialized Subject Offered After Year 3	15
D. Requirements for Starting Senior Project	16
E. Senior Project	16
F. Subject Details	17
(3) Design Futures Course	25
A. Educational Attainment Goals at Graduation	25
B. Educational Goals that Envision Graduates 10 to 20 Years in the Future	25
C. Course Requirements for Specialized Subject Offered After Year 3	25
D. Requirements for Starting Senior Project	26
E. Senior Project	26
F. Subject Details	27
(4) Media Design Course	35
A. Educational Attainment Goals at Graduation	35
B. Educational Goals that Envision Graduates 10 to 20 Years in the Future	35
C. Course Requirements for Specialized Subject Offered After Year 3	35
D. Requirements for Starting Senior Project	36
E. Senior Project	36
F. Subject Details	37
(5) Acoustic Design Course	45
A. Educational Attainment Goals at Graduation	45
B. Educational Goals that Envision Graduates 10 to 20 Years in the Future	45
C. Course Requirements for Specialized Subject Offered After Year 3	45

D. Requirements for Starting Senior Project	46
E. Senior Project	46
F. Subject Details	47
(6) Matters Common to All Courses	55
A. Course Guidance Session	55
B. Course Assignments for Students Admitted Through the Departmental Entrance Examination	55
C. Transfer Course	55
D. International Program	55
E. Senior Project in Year 4	56
4. About Taking the Subjects	56
(1) Timetable	56
(2) Academic Calendar	56
(3) Subject Registration	57
(4) Notes on Subject Registration	57
(5) Cancellation of Classes Due to Natural Disasters	57
(6) Absence from Classes and Examinations	57
(7) Prerequisites for Specific Subjects	58
(8) Syllabus	59
(9) Examination	59
(10) Notes on Regular Examinations	59
(11) Confirmation of Grades and Credits Earned	59
(12) Period for Confirmation of Grades	60
(13) Grade Point Average (GPA) System	60
(14) Internship	61
(15) Extension of the Period of Study	61
5. Qualification	62
6. Architect Program	66

Chapter 2 Student Life at Ohashi Campus

1. Departments Relevant to Students	69
2. Academic Procedures	70
(1) Standard Period of Study and Limitation Period	68
(2) Leave of Absence, Resume Studies, and Withdrawal	69
(3) Procedures for Changing Your Current Address, Phone Number, E-mail Address, Domicile, Guarantor or Guarantor's Address, Family Name, and Residence Card	71
(4) Payment of Tuition Fees	71
(5) Notification of Travel Overseas	71
(6) Other Procedures	71
3. Introduction of Class Teachers	72
4. Dissemination of Information for Students at Ohashi Campus	73
(1) Dissemination of Information	73
(2) Handling of Mails	74
(3) Handling of Calls	74
5. Issuance of Certificate	74

(1) Student ID Card	74
(2) Commuter Pass	74
(3) Issuance of Certificates at the Automatic Machine	74
6. Consultation on Student Life, Study, and Employment Guidance	75
(1) Academic Consultation	75
(2) Consultation Services	75
(3) Office Hour System	75
(4) Harassment Consultation.....	75
(5) Study Abroad	75
(6) Geiko Student Supporters	76
7. Others	77
(1) Regular Health Checkups for Students	77
(2) Employment Support	77
(3) Traffic Regulations on Campus.....	77
(4) Notes on Student Life	78
8. How to Conduct Proper Research	78
9. Club Activities	78
10. Use of Ohashi Campus Facilities	79
11. Safety Guide	84
12. Reporting of Award Information	87

Chapter 1

Curricula and Courses of the School of Design

1. Philosophy and Objectives

In line with the organizational structure with an emphasis on postgraduate studies, the undergraduate education is important to provide students with sufficient mastery of the basics and fundamentals of "Design" to meet the social demand for human resources and open up the possibility for students to advance to graduate school. In order to meet the social demand for the development of creative human resources with a broad and deep education and make good judgments based on multi-perspectives, we provide undergraduate education through the organic collaboration of KIKAN education and specialized education based on the characteristics of design. In the process, the students will acquire the comprehensive nature that is the characteristic of design in the learning process of undergraduate students.

(1) Educational and Research Objectives

The School of Design aims to synthesize science, which is the basis of technology, and art, which is the freest expression of the human spirit, to plan the course of technology, study the design of its functions, and train designers based on knowledge and artistic sensitivity that spans the humanities, society, and nature to make appropriate use of technology in human life.

(2) Degree Conferral Policy (Diploma Policy)

Department of Design, School of Design

Based on the educational objectives and four principles (Principle of Humanity, Principle of Sociality, Principle of Internationality, Principle of Professionalism) stipulated in the Kyushu University Educational Charter and the educational objectives of the School of Design foster highly creative and advanced design professionals who fully understand the basics and fundamentals of "Design" and respond to social needs, as listed below. In addition, students who have achieved the goals in each course will be awarded a bachelor's degree (Bachelor of Design).

- The ability to discover and raise societal issues while comprehensively utilizing various specialized knowledge related to design.
- The ability to work with others to solve problems from a broad perspective.
- The ability to clarify, plan and implement the processes for solving issues.
- The ability to effectively express and communicate ideas through effective use of one's sensitivity and expertise.

2. Curriculum of the School of Design

(1) Curriculum

A curriculum is an educational plan that carefully selects and organizes the educational content necessary to achieve the educational objectives and goals of a university. The Standards for the Establishment of Universities (Ordinance of the Ministry of Education, Culture, Sports, Science and Technology) stipulate common standards for the organization of educational programs, credits, teaching methods, graduation requirements, and other matters concerning educational activities conducted by universities.

The School of Design aims to explore the interdisciplinary and comprehensive specialized field of design, and to provide a higher level of design education. This section describes the curriculum of the School of Design.

The curriculum applicable to students admitted this year is listed on pages 1 through 56. Please read these pages carefully.

The curriculum is established for each year of enrollment and, in principle, is not changed until graduation. However, please note that the curriculum is subject to change when the curriculum is revised or the regulations within the School of Design are amended to enhance the students' educational effectiveness.

In such cases, the information will be announced in advance, and explanations will be provided. Students are requested to read all such notices and handouts carefully and attend the explanatory meetings if they are held.

(2) Structure of the Curriculum

The number of courses and credits offered by the School of Design are stipulated in the Regulations of the School of Design, Kyushu University. The subjects are broadly classified into "KIKAN Education Subjects" and "Specialized Subjects."

(3) Credit System

The credit system is a system in which all subjects offered by the university are assigned credits, and students are required to earn the prescribed number of credits in a specified manner to fulfill graduation requirements.

Each subject's standard number of credits is 1 credit for 45 hours of study. The number of credits will be calculated based on the following standards, considering the subject's educational effects and the hours of study required outside of class, depending on the teaching method.

[The concept of credits in the curriculum of the School of Design]

- 1) For lectures, one credit shall be given for a total of 15 hours of classes.
- 2) For seminars, one credit shall be given for a total of 15 or 30 hours of classes.
- 3) For experiments and practical training, a total of 30 or 45 hours of classes shall count as one credit.
- 4) For subjects that do not fall under 1 through 3 above, one credit shall be awarded for a class period determined separately.

Under the credit system, 90 hours of study are required to complete a two-credit subject, including 30 hours of classes and two hours of preparation and review for each class. Many of the subjects in the School of Design require assignments and reports, so students are encouraged to develop a habit of studying outside of class time.

For the number of credits for each subject, please refer to the subject details of each course. If you have any questions about calculating credits, please contact the Academic Affairs Section of the Student Affairs Division.

(4) Graduation Requirements and Required Credits

In order to graduate from the School of Design, students must be enrolled for at least four years and acquire at least 128 credits, as specified in the "Table of Required Credits" shown on page 4

[Subject Types]

1) Required Subjects

Subjects that students are required to take to acquire credits. There are required subjects for all students in all courses and required subjects for students in their courses.

2) Required Electives

Subjects that students are required to select and acquire from specific subject groups.

3) Electives

Subjects that students are allowed to choose to earn credits within the scope of the subject category.

[Subject Category and Requirement]

Design Literacy Subjects

Students must acquire at least 1 credit from each of the following subject groups: Design Literacy Basics, Basic of Arts, Human and Design, and Design Language, including credits from the required subjects, for a total of at least 8 credits.

Subject Group	Subject (Number of Credits)
Design Literacy Basics	Design Literacy Basics (1 credit, required)
Basic of Arts	Basic of Arts I (1 credit, required) Basic of Arts II (1 credit, required) Basic of Arts III (1 credit) Basic of Arts IV (1 credit)
Human and Design	Design and Humanities (1 credit) Design and Social Sciences (1 credit) Human Science in Design (1 credit) Science and Technology in Design (1 credit)
Design Language	Design Language I (1 credit) Design Language II (1 credit) Design Case Studies I (1 credit) Design Case Studies II (1 credit)

Course Basic Subjects

Students must acquire the prescribed number of credits for each course.

Course Specialized Subjects

Students must acquire the prescribed number of credits in the course's specialized subjects.

Course Exercises Subjects (PBL) and Transdisciplinary Projects/Platforms

Students must acquire the prescribed number of credits for the Transdisciplinary Projects/Platforms and the Course Exercises Subjects (PBL) offered in their course.

Depth and Breadth Electives

Students must acquire at least 12 credits from the following subjects listed in (1) to (4). However, students must earn at least 4 credits in the Environmental Design Course, Media Design Course, and Acoustic Design Course, and at least 8 credits in the Industrial Design Course and Design Futures Course from the subjects listed in (3) and (4) below.

- (1) Course Specialized Subjects of your course that exceed the minimum number of credits to be acquired.
- (2) Course Exercises Subjects (PBL) in your course that exceed the minimum number of credits to be acquired.
- (3) Course Specialized Subjects for courses other than your course
- (4) Course Exercises Subjects (PBL) other than your course

Graduation Research and Design

Students must acquire 8 credits.

[Table of Required Credits]

		Environmental Design Course	Industrial Design Course	Design Futures Course	Media Design Course	Acoustic Design Course
KIKAN Education Subjects		Refer to each course's "List of Subject Details (KIKAN Education Subjects)."				
	Subtotal	48				
Specialized Subjects	Design Literacy Subjects	8				
	Course Basic Subjects	10	7	10	7	14
	Course Specialized Subjects	30	21	30	25	22
	Course Exercises Subjects (PBL)	12	24	12	20	16
	Transdisciplinary Projects/Platform					
	Depth and Breadth Electives	12*				
	Graduation Research and Design	8				
	Subtotal	80				
Graduation Required Credits	128					

* At least 4 credits may be acquired from Course Specialized Subjects in other courses (Course Specialized Subjects and Course Exercises Subjects (PBL)). However, students in the Design Futures Course and Industrial Design Course must acquire at least 8 credits from Course Specialized Subjects in other courses.

[Credits Acquired through Study Abroad]

Credits acquired by studying abroad at foreign universities with which we have student exchange agreements may be recognized as graduation credits. The Faculty Council will determine the number of credits and subject categories based on the content of the subjects taken.

In addition, for Senior Project I, students are required to submit the Application for Confirmation of Transfer of Credit to their department after receiving it at the Academic Affairs Section of the Student Affairs Division about three months before studying abroad. Only if the application is approved by the Faculty Council, the credits acquired in the study abroad program can be counted as credits earned in Senior Project I at the School of Design.

3. Detailed Course Descriptions

(1) Environmental Design Course

A. Educational Attainment Goals at Graduation

Environmental design is based on the idea of symbiosis between humans and the environment, considering the relationship between the two, and making concrete proposals. In order to respond to recent concerns such as ecology, sustainability, resources, cultural heritage, globalization, regional revitalization, and landscape, the Environmental Design Course is designed to provide creative designers who can design architecture, cities, green spaces, and landscapes with a strong sense of art by gathering and examining multifaceted knowledge about technology, people, society, and nature based on the basic principles of design, in a framework that is compatible with national and international qualifications for designers and internationally accepted. The educational objective of the Environmental Design Course is to develop human resources with the following abilities in the field of environmental design.

- The ability to learn information and knowledge independently and continuously, with a willingness to examine things from multiple perspectives.
- The ability to communicate with logical written expression, oral presentation, and ability to discuss.
- Knowledge of architectural, urban, regional, green space, and landscape planning and design, and the ability to apply this knowledge to environmental design.
- The ability to be aware of the diversity of society and to understand the roles and responsibilities of environmental design.
- The ability to analyze logically based on scientific thinking and to understand the various constraints to be considered.
- The ability to proceed with and organize design, planning, and institutional planning based on imagination about time, space, people, and nature.
- The ability to present spaces that are appropriate and specific to the environment, based on use, function, beauty, and comfort.
- The ability to work toward the realization of a system that can achieve a sustainable society based on the demands of society.
- The ability to propose an organizational framework to maintain an appropriate environment.

Based on these educational goals, the Environmental Design Course offers the "Architect Program" (see page 64), an educational program accredited by the Japan Accreditation Board for Engineering Education (JABEE).

B. Educational Goals that Envision Graduates 10 to 20 Years in the Future

In the future, society will face increasingly serious environmental problems on a global scale, as well as local environmental problems such as the loss of nature close at hand and the disintegration of communities. More than ever, designers will be required to create a more appropriate overall relationship between the environment and human beings. From this perspective, the Environmental Design Course organizes its curricula around off-campus practical training centered on fieldwork (e.g., field surveys) and design practices in which students design actual buildings and green spaces for learning comprehensively and practically about the actual conditions of specific regions and what they should be like, in addition to classes in basic science. Through this education, we aim to cultivate the abilities mentioned above so that our graduates can play an active role in a wide variety of occupations, such as architects, landscape architects, urban planners, environmental consultants, civil servants, NGOs, and NPOs.

C. Course Requirements for Specialized Subjects Offered After Year 3

In order to take specialized subjects offered in Year 3 or later, students must, in principle, acquire 44 credits by the end of Year 2, satisfying both of the following conditions (1) and (2). However, even if students do not meet these requirements, they may be allowed to take the specialized subjects based on individual guidance from their course advisor.

(1) Of the graduation requirements listed in the "List of Subject Details (KIKAN Education Subjects)," students must acquire credits for the following KIKAN Education Subjects: KIKAN Education Seminar, Interdisciplinary Collaborative Learning of Social Issues, basic subjects of Subjects for Language and Culture (Note 1), Subjects in Humanities and Social Science, Subjects in Science (Note 2), Cybersecurity, Subject for Health and Sports Science, and General Subject.

(Note 1) However, for the first foreign language, 4 credits (Academic English: Academic Issues, Academic English: Global Issues, Academic English: Production 1, Academic English: Production 2 (1 credit each)) are counted among the 8 credits required for graduation.

(Note 2) However, only credits for subjects other than those listed below will be counted toward graduation requirements.

[Environmental Design Course] Mathematical Statistics, Design History A, Design History B

(2) Students must have completed "Design Literacy Basics," a required specialized subject offered in Year 1.

Students who meet the requirements in (1) and (2) above may take specialized subjects offered in Year 3 or later, even during the middle of the academic year.

D. Requirements for Starting Senior Project

Students must satisfy the following conditions (1) through (3) at the end of their third year to start their Year 4 Senior Project. However, even if students do not meet the conditions above, they may be allowed to start the Senior Project if their course class teacher determines that they are expected to graduate that year.

- (1) The total number of credits acquired must be 104 or more.
- (2) Students must have acquired all the credits required for graduation in the KIKAN Education Subjects, except for the upper-year KIKAN Education Subjects.
- (3) Students must acquire the following credits in the specialized subjects.

[Environmental Design Course]

Design Literacy Subjects	8 credits	Includes 3 credits of required subjects. At least one credit must be acquired from each subject group.
Course Basic Subjects	10 credits	
Course Exercises Subjects (PBL)	8 credits	From Environmental Design Project C, D, E, F, G, and H. A minimum of 8 credits must be acquired.

E. Senior Project

In Year 4, students are supposed to take Senior Project I and II, which are compulsory.

In Senior Project I and II, students conduct research on a specific theme from the first semester of Year 4, according to the method specified by the course. In mid-February, each course usually holds a Senior Project presentation or an exhibition to present the results of their research. Since Senior Project II requires the completion of Senior Project I, students are required to complete Senior Project I and Senior Project II in that order.

In the case of Senior Project I, only students studying abroad at a partner institution for student exchange can take this subject while studying abroad by receiving research guidance from a faculty supervisor through remote lectures using various media (e.g., webcam).

If students are interested in what kind of research the seniors have done, please ask the class teacher or the Academic Affairs Section of the Student Affairs Division.

F. Subject Details

[Environmental Design Course] List of Subject Details (KIKAN Education Subjects)

Light gray boxes indicate subjects from Year 2 onwards.

Graduation Requirements	Category	Minimum Credits Required	Subject *1 (The bracketed number to the right of the subject name is the number of credits)		
Graduation Requirements 128	KIKAN Education Subjects 48	KIKAN-Education Seminar	1 [Required Subject] KIKAN-Education Seminar (1)		
		Interdisciplinary Collaborative Learning of Social Issues	2.5 [Required Subject] Interdisciplinary Collaborative Learning of Social Issues (2.5)		
	36 credits in Year 1	First foreign language English 8	English	Academic English: Academic Issues (1), Academic English: Global Issues (1), Academic English: Production 1 (1), Academic English: Production 2 (1)	
				Academic English: CALL 1 (1), Academic English: CALL 2 (1) *8, Expert English *8	
		Second foreign language	German	Academic English: Intensive Course *9	
				Academic English: Advanced *9	
		Subjects for Language and Culture *2	Second foreign language	French	German I A (1), German I B (1), German II A (1), German II B (1), German Practice I (1)
					German III (1), German IV (1), German Practice II (1), German Practice III (1)
				Chinese	French I A (1), French I B (1), French II A (1), French II B (1), French Practice I (1)
					French III (1), French IV (1), French Practice II (1), French Practice III (1)
Russian	Chinese I A (1), Chinese I B (1), Chinese II A (1), Chinese II B (1), Chinese Practice I (1), Chinese: Intensive Course (1)				
	Chinese III (1), Chinese IV (1), Chinese Practice II (1), Chinese Practice III (1)				
Korean	Russian I A (1), Russian I B (1), Russian II A (1), Russian II B (1)				
	Russian III (1), Russian IV (1)				
Spanish	Korean I A (1), Korean I B (1), Korean II A (1), Korean II B (1)				
	Korean III (1), Korean IV (1), Korean Expression I (1), Korean Expression II (1)				
Japanese	Spanish I A (1), Spanish I B (1), Spanish II A (1), Spanish II B (1)				
	Spanish III (1), Spanish IV (1), Spanish Expression I (1), Spanish Expression II (1)				
Subjects in Humanities and Social Science	4	Basic Subjects for Language and Culture	[Subjects for International Students] Japanese I (1), Japanese II (1), Japanese III (1), Japanese IV (1)		
			Japanese V (1), Japanese VI (1), Japanese VII (1)		
Subjects in	20	3	[Required Electives] The following subjects are offered in Year 1. Introduction to Philosophy and Thought (2), Introduction to Art Studies (2), Introduction to Prehistory (2), Introduction to History (2), Introduction to Literature and Linguistics (2), Introduction to Anthropology (2), Introduction to Geography (2), Introduction to Sociology (2), Introduction to Psychology (2), Introduction to Contemporary Education (1), Introduction to Fundamentals of Educational Studies (1), Introduction to Law (2), Introduction to Politics (2), Introduction to Economics (2), Introduction to Economic History (2), The Law and Politics of International Society (2)		
Subjects in	20	3	[Required Subjects 1] The following subjects are offered in Year 1.		

	Science			Information Science (2), Natural Science Experiments (1)				
				*6	2 or 4	[Required Electives 1] The following subjects are offered in Year 1. (2 credits) → Introduction to Calculus I (1) <u>Recommend</u> , Introduction to Calculus II (1) <u>Recommend</u> (4 credits) → Calculus I (2), Calculus II (2)		
						[Required Electives 2] The following subjects are offered in Year 1. (2 credits) → Introduction to Linear Algebra I (1) <u>Recommend</u> , Introduction to Linear Algebra II (1) <u>Recommend</u> (4 credits) → Linear Algebra I (2), Linear Algebra II (2)		
				*7	2 or 4	[Required Electives 3] The following subjects are offered in Year 1. (Students who have already taken physics in high school) → Elements of Mechanics (2) <u>Recommend</u> , Seminar in Mechanics; Elementary Course (1), Elements of Electromagnetism (1), Seminar in Electromagnetism; Elementary Course (0.5), Elements of Thermodynamics (1), Seminar in Thermodynamics; Elementary Course (0.5) (Students who did not complete physics in high school) → Introduction to Mechanics (2), Introduction to Mechanics (Seminar) (1), Introduction to Electromagnetism (1), Introduction to Electromagnetism (Seminar) (0.5), Introduction to Thermodynamics (1), Introduction to Thermodynamics (Seminar) (0.5)		
						5-9	Elementary Inorganic Chemistry I (1), Elementary Inorganic Chemistry II (1), Elementary Organic Chemistry I (1), Elementary Organic Chemistry II (1), Elementary Chemical Bonding I (1), Elementary Chemical Bonding II (1), Elementary Chemical Thermodynamics I (1), Elementary Chemical Thermodynamics II (1), Introduction to Biology (2), Basic Cell Biology (2), Basic Population Biology (2), Science of Earth and Cosmos (1), Earth Science (1), Design Approach (1), Graphic Science I (1), <u>Recommend</u> Graphic Science II (1) <u>Recommend</u> , General Principles of Technical Drawings I (2) <u>Recommend</u> , General Principles of Technical Drawings II (2) <u>Recommend</u> , Computer Programming Exercise (1) <u>Recommend</u>	
							[Required Subjects 2] The following subjects are offered from Year 2 onwards. Mathematical Statistics (2), Design History A (1), Design History B (1)	
				Cybersecurity	1	[Required Subject] Primary Course of Cyber Security - How to Survive the Cyber (1)		
				Subject for Health and Sports Science	1	[Required Subject] Laboratory of Health and Sports Science (1)		
				General Subjects	1	Frontier Subjects		
						Open Subjects		
KIKAN education subjects for students in Year 2 and above	2 *3							
Others	3.5	(Year ¹) 1.5	From Subjects for Language and Culture, Subjects in Humanities and Social Science, Subjects in Science, Subject for Health and Sports Science, General Subjects (*4)					
			From Subjects for Language and Culture, Subjects in Humanities and Social Science, Subjects in Science, Subject for Health and Sports Science, General Subjects, KIKAN education subjects for students in Year 2 and above (*4)					
Specialized Subjects 80			For details of specialized subjects, please refer to the "List of Specialized Subjects by Term" on page 13.					

*1 Some subjects are offered in addition to those listed in the table. Please refer to the "KIKAN Education Subjects Registration Guide 2024".

*2 Refer to the "KIKAN Education Subjects Registration Guide 2024" for details on first and second foreign language subjects.

*3 Students must acquire at least 2 credits in upper-year KIKAN Education Subjects in Year 2 or later.

*4 Specialized subjects taken in other courses of the School of Design or other schools in Kyushu University may be included in the "Others" category.

Courses listed as "Subjects for students enrolled by the Departmental Entrance Examination" in Course Basic Subjects may be included in the "Others" category.

*5 For the General Subject and upper-year KIKAN Education Subjects, students should read the subject overview in the "KIKAN Education Subjects Registration Guide 2024" and the syllabus and plan their course of study.

*6 When students want to acquire 2 credits, they must take both "Introduction to Calculus I" and "Introduction to Calculus II." When they want to acquire 4 credits, they must take both "Calculus I" and "Calculus II."

- *7 When students want to acquire 2 credits, they must take both "Introduction to Linear Algebra I" and "Introduction to Linear Algebra II." When they want to acquire 4 credits, they must take both "Linear Algebra I" and "Linear Algebra II."
- *8 Students are required to take the "Academic English: CALL 1" in the first semester of Year 1 and the "Academic English: CALL 2" in the second semester of Year 1, mainly through self-study using web-based materials, and to submit a report on their study and an examination at the end of each semester. Grading is based on students viewing the materials on the web, examinations at the end of each semester, and TOEFL-ITP at the beginning of Year 1 and Year 2. There are no fixed class days or class periods.

[Environmental Design Course] List of Specialized Subjects

Category	Subject	Style	Credit	Classification *1	Minimum no. of credits *2	Hours per week *3																Remark *4	
						Year 1				Year 2				Year 3				Year 4					
						S	S	F	W	S	S	F	W	S	S	F	W	S	S	F	W		
Design Literacy Subjects	Design literacy basics	Lecture	1	◎	8	1	2														The term of study depends on the class assigned.		
	Basic of Arts I	Seminar	1	◎		2			4	4													
	Basic of Arts II	Seminar	1	◎		2			4	4													
	Basic of Arts III	Seminar	1			2				4	4												
	Basic of Arts IV	Seminar	1			2				4	4												
	Design and Humanities	Lecture	1	○		1			2														
	Design and Social Sciences	Lecture	1	○		1			2														
	Human Science in Design	Lecture	1	○		1			2														
	Science and Technology in Design	Lecture	1	○		1			2														
	Design Language I	Lecture	1	○		1						2											
	Design Language II	Lecture	1	○		1							2										
	Design Case Studies I	Lecture	1	○		1		2															
	Design Case Studies II	Lecture	1	○		1						2											
Course Basic Subjects	Environmental Design Basics I	Lecture	1	○	10	At least one credit must be earned from each of the subjects offered in the fall term of Year 1 and the winter term of Year 1.			2												Subjects for students enrolled by the Departmental Entrance Examination		
	Environmental Design Basics II	Lecture	1	○					2														
	Space Design Practice	Seminar	2	◎					4														
	Environmental Design Project A	Seminar	2	◎					6														
	Environmental Design Project B	Seminar	2	◎					6														
	Practice of Spatial Information Analysis I	Seminar	1	◎						4													
	Practice of Spatial Information Analysis II	Seminar	1	◎							4												
	Industrial Design Foundation I	Lecture	1	○					2														
	Industrial Design Foundation II	Lecture	1	○					2														
	Introduction to Design Futures	Lecture	1	○					2														
	Society and Diversity	Lecture/Seminar	1	○					2														
	Introduction to Media Design I	Lecture/Seminar	1	○					2														
Introduction to Media Design II	Lecture	1	○			2																	
Course Specialized Subjects	Structural Mechanics I	Lecture	1	○	30		2			2													
	Structural Mechanics II	Lecture	1	○						2													
	Structural Planning I	Lecture	1	○									2										
	Structural Planning II	Lecture	1	○										2									
	Environmental Materials I	Lecture	1	○							2												
	Environmental Materials II	Lecture	1	○							2												
	Theory of Building Construction	Lecture	2	○								4											
	Theory of Building Construction Design	Lecture	2	○									4										
	Building Production	Lecture	2	○										4									
	Architectural Environment Engineering	Lecture	2	○							4												
	Environmental Information I	Lecture	1	○										2									
	Environmental Information II	Lecture	1	○											2								
	Theory of Building Equipment Planning	Lecture	2	○											4								
	Structural Engineering Laboratory	Seminar	1	○											4								
	Environmental Engineering Laboratory	Seminar	1	○												4							
	Architectural Planning and Design	Lecture	2	○								4											
	Theory of Architectural Space and Design	Lecture	2	○												4							
	Design of Urban Environments	Lecture	2	○									4										
	History of Western Architecture	Lecture	1	○										2									
	History of Modern Architecture	Lecture	1	○											2								

Heritage Studies	Lecture	2	○
History of Japanese Architecture	Lecture	2	○
Heritage Field Trips	Seminar	1	○
Environmental Conservation	Lecture	2	○
Landscape Architecture	Lecture	2	○
Landscape Planning and Design	Lecture	2	○
Basic Exercise for Landscape Fieldwork	Exercise	1	○
Building Code	Lecture	1	
Social Design for Environment	Lecture	1	
Data Analytics	Lecture	1	
Material Culture Studies	Lecture	1	
Facilitation Skills	Seminar	1	
Environmental Ethics	Lecture	1	
Communication in the Arts	Lecture	1	
Arts Management	Lecture	1	
Start-ups and Global Disruptors	Lecture/Seminar	1	
Global Design Innovations	Lecture/Seminar	1	
Design Pitching Skills	Seminar	1	
Intellectual Property Rights: Global Perspective	Lecture/Seminar	1	
International Environmental Design A I	Lecture/Seminar	1	
International Environmental Design A II	Lecture/Seminar	1	
International Environmental Design A III	Lecture/Seminar	1	
International Environmental Design A IV	Lecture/Seminar	1	
International Environmental Design B I	Lecture/Seminar	2	
International Environmental Design B II	Lecture/Seminar	2	
International Environmental Design B III	Lecture/Seminar	2	
International Environmental Design B IV	Lecture/Seminar	2	
Internship I	Experiment/Exercise	1	
Internship II	Experiment/Exercise	1	
Course Exercises Subjects (PBL)	Environmental Design Project C	Seminar	2 ○
	Environmental Design Project D	Seminar	2 ○
	Environmental Design Project E	Seminar	2 ○
	Environmental Design Project F	Seminar	2 ○
	Environmental Design Project G	Seminar	2 ○
	Environmental Design Project H	Seminar	2 ○
	Environmental Integrated Project A	Seminar	2
	Environmental Integrated Project B	Seminar	2
Transdisciplinary	Transdisciplinary Projects A	Seminar	4
	Transdisciplinary Projects B	Seminar	4

4				4						
					4					
						4			Intensive subject	
			4							
				4						
					4					
			4						Intensive subject	
						2				
				2					◆ED, DF	
						2			◆ED, ID, DF, AD	
-					2				◆ED, DF	
						2			◆ED, DF	
							2		◆ED, DF	
							2		◆ED, DF	
								2	◆ED, DF, AD	
								2	◆ED, DF	
								2	◆ED, DF	
								2	◆ED, DF	
								2		
							2		International Program subjects	
							2			
								2		
									Subjects related to the study abroad	
							4			
								4		
									4	
									4	
						2	2		Intensive subject	
						2	2		Intensive subject	
8						6				
							6			
								6		
									6	
									6	
									6	
									6	
									6	
-									6	
									6	
-						8	8	8	8	Offered in summer and fall quarters
						8	8	8	8	Offered in summer and fall quarters

Senior Project	Senior Project I	Seminar	4	◎	8															8	8	
	Senior Project II	Seminar	4	◎																		8
Depth and Breadth Electives *5	Course Specialized Subjects in own course				12	-																
	Course Exercises Subjects in own course (PBL)																					
	Course Specialized Subjects in other courses				4																	
	Course Exercises Subjects in other courses (PBL)																					

- *1 ◎ indicates a required subject, ○ indicates a required elective, and a blank space indicates an elective.
- *2 The table above shows the minimum number of credits to acquire for each subject category and designated subject group. Please follow the instructions in the course guidance.
- *3 The semester/quarter in which the subject is offered is subject to change, including intensive subjects.
- *4 (◆) in the "Remarks" column indicates subjects that are common to some courses.
- *5 The credits for "Course Specialized Subjects" and "Course Exercises Subjects (PBL)" in the "Depth and Breadth Electives" category are the sum of the credits for subjects taken more than the graduation requirements for each subject category of the course the student belongs.

[Environmental Design Course] List of Specialized Subjects by Semester/Quarter

Year	Semester / Quarter*1	Subject	Style	No. of Credit	Hours	Classification *2
Year 1	Spring	Design literacy basics	Lecture	1	2	⊙
	Summer	Design Case Studies I	Lecture	1	2	○
	Fall	Environmental Design Basics I	Lecture	1	2	○
	Winter	Environmental Design Basics II	Lecture	1	2	○
Year 2	Spring / Summer	Basic of Arts I	Seminar	1	4	⊙
		Basic of Arts II	Seminar	1	4	⊙
	Spring	Design and Humanities	Lecture	1	2	○
		Human Science in Design	Lecture	1	2	○
		Space Design Practice	Seminar	2	4	⊙
		Environmental Design Project A	Seminar	2	6	⊙
		Structural Mechanics I	Lecture	1	2	○
		Environmental Materials I	Lecture	1	2	○
		Architectural Environment Engineering	Lecture	2	4	○
	Social Design for Environment	Lecture	1	2		
	Summer	Design and Social Sciences	Lecture	1	2	○
		Science and Technology in Design	Lecture	1	2	○
		Environmental Design Project B	Seminar	2	6	⊙
		Structural Mechanics II	Lecture	1	2	○
		Environmental Materials II	Lecture	1	2	○
		Design of Urban Environments	Lecture	2	4	○
		Environmental Conservation	Lecture	2	4	○
		Basic Exercise for Landscape Fieldwork	Exercise	1	Intensive	○
		Global Design Innovations	Lecture/Seminar	1	2	
	Intellectual Property Rights: Global Perspective	Lecture/Seminar	1	2		
	Fall/ Winter	Basic of Arts III	Seminar	1	4	
		Basic of Arts IV	Seminar	1	4	
	Fall	Practice of Spatial Information Analysis I	Seminar	1	4	⊙
		Architectural Planning and Design	Lecture	2	4	○
		Data Analytics	Lecture	1	2	
		Design Pitching Skills	Seminar	1	2	
		Environmental Design Project C	Seminar	2	6	○
	Winter	Practice of Spatial Information Analysis II	Seminar	1	4	⊙
		Theory of Building Construction	Lecture	2	4	○
		Landscape Architecture	Lecture	2	4	○
		Building Code	Lecture	1	2	
		Material Culture Studies	Lecture	1	2	
Start-ups and Global Disruptors		Lecture/Seminar	1	2		
Environmental Design Project D		Seminar	2	6	○	
Year 3	Spring	Theory of Building Construction Design	Lecture	2	Intensive subject	○
		Structural Engineering Laboratory	Seminar	1	4	○
		History of Western Architecture	Lecture	1	2	○
		Landscape Planning and Design	Lecture	2	4	○
		Environmental Ethics	Lecture	1	2	
		Communication in the Arts	Lecture	1	2	
	Environmental Design Project E	Seminar	2	6	○	
	Summer	Environmental Engineering Laboratory	Seminar	1	4	○
		Theory of Architectural Space and Design	Lecture	2	4	○
		History of Modern Architecture	Lecture	1	2	○
		Heritage Studies	Lecture	2	4	○
		Facilitation Skills	Seminar	1	2	
		Environmental Design Project F	Seminar	2	6	○
	Fall	Design Language I	Lecture	1	2	○
		Design Case Studies II	Lecture	1	2	○
		Structural Planning I	Lecture	1	2	○
		Building Production	Lecture	2	Intensive Subject	○
Environmental Information I		Lecture	1	2	○	

		Theory of Building Equipment Planning	Lecture	2	4	○
		History of Japanese Architecture	Lecture	2	4	○
		Arts Management	Lecture	1	2	
		Environmental Design Project G	Seminar	2	6	○
	Winter	Design Language II	Lecture	1	2	○
		Structural Planning II	Lecture	1	2	○
		Environmental Information II	Lecture	1	2	○
		Heritage Field Trips	Seminar	1	Intensive Subject	○
		Environmental Design Project H	Seminar	2	6	○
Year 4	First semester	Senior Project I	Seminar	4	8	◎
		Senior Project II	Seminar	4	8	◎
	Spring	Environmental Integrated Project A	Seminar	2	6	
	Summer	Environmental Integrated Project B	Seminar	2	6	
	Second semester	Senior Project I	Seminar	4	8	◎
Senior Project II		Seminar	4	8	◎	
Year 2 Year 3 Year 4	Summer/ Fall	Transdisciplinary Projects A	Seminar	4	8	
		Transdisciplinary Projects B	Seminar	4	8	
Year 3 Year 4	Any time of the year	Internship I	Experiment/ Exercise	1	Intensive Subject	
		Internship II	Experiment/ Exercise	1	Intensive Subject	

*1 The semester/quarter in which the subject is offered is subject to change, including intensive subjects.

*2 ◎ indicates a required subject, ○ indicates a required elective, and a blank space indicates an elective. Please refer to the "List of Specialized Subjects" for each subject's categories and subject groups.

(2) Industrial Design Course

A. Educational Attainment Goals at Graduation

In order to create safe and comfortable living environments and products, students will acquire an understanding of human morphological, physiological, psychological, and behavioral characteristics; basic studies of mechanics and control to realize advanced functions; measurement theory; basic mathematics necessary for data processing and analysis, and computer application technology to support these; research and analysis methods to design living spaces and equipment based on design theory; and design processes and expression methods.

- Have a proactive interest in "products," "living environment," "services," and "social systems" that support human life and society.
- Possess a wide range of expertise in creating designs based on human characteristics and logic.
- Ability to integrate sensory, engineering, and scientific approaches.
- Ability to explain and communicate the results of creation and put them into practice in society.

B. Educational Goals that Envision Graduates 10 to 20 Years in the Future

This program fosters designers and researchers in the broad sense, including creators, planners, and engineers, who understand human characteristics from various aspects and have a new bird's eye view from the standpoint of consumers, and who create safe, secure, and attractive "products," "living environments," "services," and "social systems," based on the connection with society.

The curriculum consists of systematized theories and methodologies of design for social implementation based on multiple perspectives, such as sensitivity, engineering, and science. This promotes deep understanding and the establishment of knowledge and skills through the interaction of lectures and studios. With creative design and ergonomics at the core, which provide the basis for a wide range of theoretical and practical expertise, the curriculum is structured so that students can choose from a wide range of in-depth specialized subjects according to their interests and preferences. Our vision is to foster human resources who can think proactively, set their own problems taking into account social trends, derive clues to solve problems by forming teams according to the problems, and understand and practice each process up to the presentation of concrete solutions.

The graduates are expected to be researchers who are active in various companies and research institutes, designers, planners, and creators who are active in various companies and independent businesses and who can contribute to society.

C. Course Requirements for Specialized Subjects Offered After Year 3

In order to take specialized subjects offered in Year 3 or later, students must, in principle, acquire 44 credits by the end of Year 2, satisfying both of the following conditions (1) and (2). However, even if students do not meet these requirements, they may be allowed to take the specialized subjects based on individual guidance from their course advisor.

- (1) Of the graduation requirements listed in the "List of Subject Details (KIKAN Education Subjects)," students must acquire credits for the following KIKAN Education Subjects: KIKAN Education Seminar, Interdisciplinary Collaborative Learning of Social Issues, basic subjects of Subjects for Language and Culture (Note 1), Subjects in Humanities and Social Science, Subjects in Science (Note 2), Cybersecurity, Subject for Health and Sports Science, and General Subject.

(Note 1) However, for the first foreign language, 4 credits (Academic English: Academic Issues, Academic English: Global Issues, Academic English: Production 1, Academic English: Production 2 (1 credit each)) are counted among the 8 credits required for graduation.

(Note 2) However, only credits for subjects other than those listed below will be counted toward graduation requirements.

[Industrial Design Course] Mathematical Statistics, Design History A, Design History B, General Principles of Technical Drawings II

- (2) Students must have completed "Design Literacy Basics," a required specialized subject offered in Year 1.

Students who meet the requirements in (1) and (2) above may take specialized subjects offered in Year 3 or later, even during the middle of the academic year.

D. Requirements for Starting Senior Project

Students must satisfy the following conditions (1) through (3) at the end of their third year to start their Year 4 Senior Project. However, even if students do not meet the conditions above, they may be allowed to start the Senior Project if their course class teacher determines that they are expected to graduate that year.

- (1) The total number of credits acquired must be 104 or more.
- (2) Students must have acquired all the credits required for graduation in the KIKAN Education Subjects, except for the upper-year KIKAN Education Subjects.
- (3) Students must acquire the following credits in the specialized subjects.

[Industrial Design Course]

Design Literacy Subjects	8 credits	Includes 3 credits of required subjects. At least one credit must be acquired from each subject group.
Course Basic Subjects	7 credits	

E. Senior Project

In Year 4, students are supposed to take Senior Project I and II, which are compulsory.

In Senior Project I and II, students conduct research on a specific theme from the first semester of Year 4, according to the method specified by the course. In mid-February, each course usually holds a Senior Project presentation or an exhibition to present the results of their research. Since Senior Project II requires the completion of Senior Project I, students are required to complete Senior Project I and Senior Project II in that order.

In the case of Senior Project I, only students studying abroad at a partner institution for student exchange can take this subject while studying abroad by receiving research guidance from a faculty supervisor through remote lectures using various media (e.g., webcam).

If students are interested in what kind of research the seniors have done, please ask the class teacher or the Academic Affairs Section of the Student Affairs Division.

F. Subject Details

[Industrial Design Course] List of Subject Details (KIKAN Education Subjects)

Light gray boxes indicate subjects from Year 2 onwards.

Graduation Requirements	Category	Minimum Credits Required	Subject *1 (The bracketed number to the right of the subject name is the number of credits)			
Graduation Requirements 128	KIKAN Education Subjects 48	1	[Required Subject] KIKAN-Education Seminar (1)			
		2.5	[Required Subject] Interdisciplinary Collaborative Learning of Social Issues (2.5)			
	<div style="border: 1px solid black; border-radius: 50%; width: 40px; height: 40px; display: flex; align-items: center; justify-content: center; margin: 0 auto;"> 36 credits in Year 1 </div>	Subjects for Language and Culture *2	First foreign language English 8	Basic Subjects for Language and Culture	English	Academic English: Academic Issues (1), Academic English: Global Issues (1), Academic English: Production 1 (1), Academic English: Production 2 (1)
						Academic English: CALL 1 (1), Academic English: CALL 2 (1) *9, Expert English *10
						Academic English: Intensive Course *10
			Academic English: Advanced *10			
			Second foreign language	German	German I A (1), German I B (1), German II A (1), German II B (1), German Practice I (1)	
					German III (1), German IV (1), German Practice II (1), German Practice III (1)	
				French	French I A (1), French I B (1), French II A (1), French II B (1), French Practice I (1)	
					French III (1), French IV (1), French Practice II (1), French Practice III (1)	
Chinese				Chinese I A (1), Chinese I B (1), Chinese II A (1), Chinese II B (1), Chinese Practice I (1), Chinese: Intensive Course (1)		
	Chinese III (1), Chinese IV (1), Chinese Practice II (1), Chinese Practice III (1)					
Russian	Russian I A (1), Russian I B (1), Russian II A (1), Russian II B (1)					
	Russian III (1), Russian IV (1)					
Korean	Korean I A (1), Korean I B (1), Korean II A (1), Korean II B (1)					
	Korean III (1), Korean IV (1), Korean Expression I (1), Korean Expression II (1)					
Spanish	Spanish I A (1), Spanish I B (1), Spanish II A (1), Spanish II B (1)					
	Spanish III (1), Spanish IV (1), Spanish Expression I (1), Spanish Expression II (1)					
Japanese	[Subjects for International Students] Japanese I (1), Japanese II (1), Japanese III (1), Japanese IV (1)					
	Japanese V (1), Japanese VI (1), Japanese VII (1)					
		4	[Required Electives] The following subjects are offered in Year 1. Introduction to Philosophy and Thought (2), Introduction to Art Studies (2) <u>Recommend</u> , Introduction to Prehistory (2), Introduction to History (2), Introduction to Literature and Linguistics (2), Introduction to Anthropology (2) <u>Recommend</u> , Introduction to Geography (2), Introduction to Sociology (2), Introduction to Psychology (2) <u>Recommend</u> , Introduction to Contemporary Education (1), Introduction to Fundamentals of Educational Studies (1), Introduction to Law (2), Introduction to Politics (2), Introduction to Economics (2), Introduction to Economic History (2), The Law and Politics of International Society (2)			
	Subjects in Science	20	3	[Required Subjects 1] The following subjects are offered in Year 1. Information Science (2), Natural Science Experiments (1)		

*6			2 or 4	[Required Electives 1] The following subjects are offered in Year 1.			
				(2 credits) → Introduction to Calculus I (1) <u>Recommend</u> , Introduction to Calculus II (1) <u>Recommend</u> (4 credits) → Calculus I (2), Calculus II (2)			
				[Required Electives 2] The following subjects are offered in Year 1.			
				(2 credits) → Introduction to Linear Algebra I (1) <u>Recommend</u> , Introduction to Linear Algebra II (1) <u>Recommend</u> (4 credits) → Linear Algebra I (2), Linear Algebra II (2)			
				[Required Electives 3] The following subjects are offered in Year 1.			
				(Students who have already taken physics in high school) → Elements of Mechanics (2) <u>Recommend</u> , Seminar in Mechanics; Elementary Course (1), Elements of Electromagnetism (1) <u>Recommend</u> , Seminar in Electromagnetism; Elementary Course (0.5), Elements of Thermodynamics (1) <u>Recommend</u> , Seminar in Thermodynamics; Elementary Course (0.5)			
				(Students who did not complete physics in high school) → Introduction to Mechanics (2), Introduction to Mechanics (Seminar) (1), Introduction to Electromagnetism (1), Introduction to Electromagnetism (Seminar) (0.5), Introduction to Thermodynamics (1), Introduction to Thermodynamics (Seminar) (0.5)			
				Elementary Inorganic Chemistry I (1), Elementary Inorganic Chemistry II (1), Elementary Organic Chemistry I (1), Elementary Organic Chemistry II (1), Elementary Chemical Bonding I (1), Elementary Chemical Bonding II (1), Elementary Chemical Thermodynamics I (1), Elementary Chemical Thermodynamics II (1), Introduction to Biology (2) <u>Recommend</u> , Basic Cell Biology (2), Basic Population Biology (2), Science of Earth and Cosmos (1), Earth Science (1), Design Approach (1), Graphic Science I (1), Graphic Science II (1), General Principles of Technical Drawings I (2) <u>Recommend</u> , Computer Programming Exercise (1) <u>Recommend</u>			
				[Required Subjects 2] The following subjects are offered from Year 2 onwards.			
				6 Mathematical Statistics (2), General Principles of Technical Drawings II (2), Design History A (1), Design History B (1)			
*7			2 or 4	[Elective] Basic Science Experiments (1) <u>Recommend</u>			
				[Required Subject] Primary Course of Cyber Security - How to Survive the Cyber (1)			
				[Required Subject] Laboratory of Health and Sports Science (1)			
				Frontier Subjects			
				Open Subjects			
				KIKAN education subjects for students in Year 2 and above			
				2 *3			
				Others	3.5	(Year 1) 3.5	From Subjects for Language and Culture, Subjects in Humanities and Social Science, Subjects in Science, Subject for Health and Sports Science, General Subjects (*4)
							From Subjects for Language and Culture, Subjects in Humanities and Social Science, Subjects in Science, Subject for Health and Sports Science, General Subjects, KIKAN education subjects for students in Year 2 and above (*4)
				Specialized Subjects 80			

*1 Some subjects are offered in addition to those listed in the table. Please refer to the "KIKAN Education Subjects Registration Guide 2024".

*2 Refer to the "KIKAN Education Subjects Registration Guide 2024" for details on first and second foreign language subjects.

*3 Students must acquire at least 2 credits in upper-year KIKAN Education Subjects in Year 2 or later.

*4 Specialized subjects taken in other courses of the School of Design or other schools in Kyushu University may be included in the "Others" category.

Courses listed as "Subjects for students enrolled by the Departmental Entrance Examination" in Course Basic Subjects may be included in the "Others" category.

*5 For the General Subject and upper-year KIKAN Education Subjects, students should read the subject overview in the "KIKAN Education Subjects Registration Guide 2024" and the syllabus and plan their course of study.

- *6 When students want to acquire 2 credits, they must take both "Introduction to Calculus I" and "Introduction to Calculus II." When they want to acquire 4 credits, they must take both "Calculus I" and "Calculus II."
- *7 When students want to acquire 2 credits, they must take both "Introduction to Linear Algebra I" and "Introduction to Linear Algebra II." When they want to acquire 4 credits, they must take both "Linear Algebra I" and "Linear Algebra II."
- *8 If students take "Basic Science Experiments," the credits earned will be counted as "Others" subjects.
- *9 Students are required to take the "Academic English: CALL 1" in the first semester of Year 1 and the "Academic English: CALL 2" in the second semester of Year 1, mainly through self-study using web-based materials, and to submit a report on their study and an examination at the end of each semester. Grading is based on students viewing the materials on the web, examinations at the end of each semester, and TOEFL-ITP at the beginning of Year 1 and Year 2. There are no fixed class days or class periods.

[Industrial Design Course] List of Specialized Subjects

Category	Subject	Style	Credit	Classification *1	Minimum no. of credits *2	Hours per week *3												Remark *4		
						Year 1			Year 2			Year 3			Year 4					
						S	S	F	W	S	S	F	W	S	S	F	W		S	S
Design Literacy Subjects	Design literacy basics	Lecture	1	◎	8	1	2												The term of study depends on the class assigned.	
	Basic of Arts I	Seminar	1	◎		2			4	4										
	Basic of Arts II	Seminar	1	◎		2			4	4										
	Basic of Arts III	Seminar	1			2				4	4									
	Basic of Arts IV	Seminar	1			2				4	4									
	Design and Humanities	Lecture	1	○		1			2											
	Design and Social Sciences	Lecture	1	○		1			2											
	Human Science in Design	Lecture	1	○		1			2											
	Science and Technology in Design	Lecture	1	○		1			2											
	Design Language I	Lecture	1	○		1						2								
	Design Language II	Lecture	1	○		1							2							
	Design Case Studies I	Lecture	1	○		1		2												
Design Case Studies II	Lecture	1	○	1							2									
Course Basic Subjects	Industrial Design Foundation I	Lecture	1	○	7 At least one credit must be earned from each of the subjects offered in the fall term of Year 1 and the winter term of Year 1.		2											Subjects for students enrolled by the Departmental Entrance Examination		
	Industrial Design Foundation II	Lecture	1	○				2												
	Introduction to Product Design	Lecture	1	◎				2												
	Introduction to Lifescape Design	Lecture	1	◎					2											
	Introduction to Service Design	Lecture	1	◎					2											
	Introduction to Ergonomics	Lecture	2	◎					4											
	Environmental Design Basics I	Lecture	1	○				2												
	Environmental Design Basics II	Lecture	1	○					2											
	Introduction to Design Futures	Lecture	1	○					2											
	Society and Diversity	Lecture/Seminar	1	○					2											
	Introduction to Media Design I	Lecture/Seminar	1	○					2											
	Introduction to Media Design II	Lecture	1	○					2											
Course Specialized Subjects	Practical Theory of Product Design	Lecture	1		21				2											
	Practical Theory of Lifescape Design	Lecture	1							2										
	Practical Theory of Service Design	Lecture	1							2										
	Innovation Design Theory and Practice I	Lecture/Seminar	2								4									
	Innovation Design Theory and Practice II	Lecture/Seminar	2									4								
	Lifescape Design Practical Theory and Practice I	Lecture/Seminar	2									4								
	Lifescape Design Practical Theory and Practice II	Lecture/Seminar	2									4								
	Social Design Theory and Practice I	Lecture/Seminar	2										4							
	Social Design Theory and Practice II	Lecture/Seminar	2										4							
	Creative Design Project	Seminar	2											4						
	Ergonomics for All Ages and Abilities	Lecture	1							2										
	Data Analytics	Lecture	1								2								◆ED/ID/DF/AD	
	Environmental Ergonomics	Lecture	1									2								
	Environmental Physiology	Lecture	1									2								
	Kansei Neuroscience	Lecture	1								2									
	Behavioral Physiology	Lecture	1									2								
	Assistive Technologies for Life Activity	Lecture	1										2							
	Data Mining I	Lecture	1										2						◆ID/DF/AD	

	Data Mining II	Lecture	1						2								◆ID/DF/AD	
	Physiological Anthropology	Lecture	1						2									
	Kansei information processing	Lecture/Seminar	1					2										
	Advanced Ergonomics Seminar	Lecture	1						2									
	Research Literacy	Lecture	1						2									
	Start-ups and Global Disruptors	Lecture/Seminar	1					2									International Program subjects	
	Global Design Innovations	Lecture/Seminar	1					2										
	Design Pitching Skills	Seminar	1					2										
	Intellectual Property Rights: Global Perspective	Lecture/Seminar	1					2										
	International Industrial Design A I	Lecture/Seminar	1						2								Subjects related to the study abroad	
	International Industrial Design A II	Lecture/Seminar	1						2									
	International Industrial Design A III	Lecture/Seminar	1						2									
	International Industrial Design A IV	Lecture/Seminar	1						2									
	International Industrial Design B I	Lecture/Seminar	2						4									
	International Industrial Design B II	Lecture/Seminar	2						4									
	International Industrial Design B III	Lecture/Seminar	2						4									
	International Industrial Design B IV	Lecture/Seminar	2						4									
	Internship I	Experiment/Exercise	1						2			2					Intensive subject	
	Internship II	Experiment/Exercise	1						2			2					Intensive subject	
Course Exercises Subjects (PBL)	Product Design Practical Theory and Practice I	Lecture/Seminar	2					4										
	Product Design Practical Theory and Practice II	Lecture/Seminar	2					4										
	Lifescape Design Theory and Practice I	Lecture/Seminar	2					4										
	Lifescape Design Theory and Practice II	Lecture/Seminar	2					4										
	Business Design Theory and Practice I	Lecture/Seminar	2					4										
	Business Design Theory and Practice II	Lecture/Seminar	2					4										
	Ergonomics Practice I	Seminar	4			24		4										
	Ergonomics Practice II	Seminar	4						4									
	Ergonomics Research Project	Seminar	4							4								
	Fieldwork Theory and Practice	Lecture/Seminar	4					4										
Transdisciplinary Projects/Platforms	Transdisciplinary Projects A	Seminar	4					8	8		8	8		8	8		Offered in summer and fall quarters	
	Transdisciplinary Projects B	Seminar	4					8	8		8	8		8	8		Offered in summer and fall quarters	
Senior Project	Senior Project I	Seminar	4	◎									8	8				
	Senior Project II	Seminar	4	◎		8							8	8				

Depth and Breadth Electives *5.	Course Specialized Subjects in own course																			At least 8 credits must be earned from other course subjects
	Course Exercises Subjects in own course (PBL)																			
	Course Specialized Subjects in other courses																			
	Course Exercises Subjects in other courses (PBL)																			
					12															
					8															

*1 © indicates a required subject, ○ indicates a required elective, and a blank space indicates an elective.

*2 The table above shows the minimum number of credits to acquire for each subject category and designated subject group. Please follow the instructions in the course guidance.

*3 The semester/quarter in which the subject is offered is subject to change, including intensive subjects.

*4 (◆) in the "Remarks" column indicates subjects that are common to some courses.

*5 The credits for "Course Specialized Subjects" and "Course Exercises Subjects (PBL)" in the "Depth and Breadth Electives" category are the sum of the credits for subjects taken more than the graduation requirements for each subject category of the course the student belongs.

[Industrial Design Course] List of Specialized Subjects by Semester/Quarter

Year	Semester / Quarter*1	Subject	Style	No. of Credit	Hours	Classification *2
Year 1	Spring	Design literacy basics	Lecture	1	2	◎
	Summer	Design Case Studies I	Lecture	1	2	○
	Fall	Industrial Design Foundation I	Lecture	1	2	○
	Winter	Industrial Design Foundation II	Lecture	1	2	○
Year 2	First Semester	Ergonomics Practice I	Seminar	4	4	
	Spring/ Summer	Basic of Arts I	Seminar	1	4	◎
		Basic of Arts II	Seminar	1	4	◎
	Spring	Design and Humanities	Lecture	1	2	○
		Human Science in Design	Lecture	1	2	○
		Introduction to Product Design	Lecture	1	2	◎
		Introduction to Ergonomics	Lecture	2	4	◎
		Product Design Practical Theory and Practice I	Lecture/Seminar	2	4	
	Summer	Design and Social Sciences	Lecture	1	2	○
		Science and Technology in Design	Lecture	1	2	○
		Introduction to Service Design	Lecture	1	2	◎
		Practical Theory of Product Design	Lecture	1	2	
		Ergonomics for All Ages and Abilities	Lecture	1	2	
		Kansei Neuroscience	Lecture	1	2	
		Product Design Practical Theory and Practice II	Lecture/Seminar	2	4	
		Global Design Innovations	Lecture/Seminar	1	2	
		Intellectual Property Rights: Global Perspective	Lecture/Seminar	1	2	
	Business Design Theory and Practice I	Lecture/Seminar	2	4		
	Second Semester	Fieldwork Theory and Practice	Lecture/Seminar	4	4	
	Fall/ Winter	Basic of Arts III	Seminar	1	4	
		Basic of Arts IV	Seminar	1	4	
	Fall	Introduction to Lifescape Design	Lecture	1	2	◎
		Practical Theory of Service Design	Lecture	1	2	
		Data Analytics	Lecture	1	2	
		Environmental Physiology	Lecture	1	2	
		Lifescape Design Theory and Practice I	Lecture/Seminar	2	4	
Business Design Theory and Practice II		Lecture/Seminar	2	4		
Design Pitching Skills		Seminar	1	2		
Winter	Practical Theory of Lifescape Design	Lecture	1	2		
	Environmental Ergonomics	Lecture	1	2		
	Behavioral Physiology	Lecture	1	2		
	Start-ups and Global Disruptors	Lecture/Seminar	1	2		
	Lifescape Design Theory and Practice II	Lecture/Seminar	2	4		
Year 3	First Semester	Ergonomics Practice II	Seminar	4	4	
	Spring	Innovation Design Theory and Practice I	Lecture/Seminar	2	4	
		Lifescape Design Practical Theory and Practice I	Lecture/Seminar	2	4	
		Social Design Theory and Practice I	Lecture/Seminar	2	4	
		Data Mining I	Lecture	1	2	
		Kansei information processing	Lecture/Seminar	1	2	
	Summer	Innovation Design Theory and Practice II	Lecture/Seminar	2	4	
		Lifescape Design Practical Theory and Practice II	Lecture/Seminar	2	4	
		Social Design Theory and Practice II	Lecture/Seminar	2	4	
		Data Mining II	Lecture	1	2	
Physiological Anthropology		Lecture	1	2		

	Second Semester	Creative Design Project	Seminar	2	4	
		Ergonomics Research Project	Seminar	4	4	
	Fall	Design Language I	Lecture	1	2	○
		Design Case Studies II	Lecture	1	2	○
		Assistive Technologies for Life Activity	Lecture	1	2	
		Advanced Ergonomics Seminar	Lecture	1	2	
Research Literacy	Lecture	1	2			
Winter	Design Language II	Lecture	1	2	○	
Year 4	First Semester	Senior Project I	Seminar	4	8	◎
		Senior Project II	Seminar	4	8	◎
	Second Semester	Senior Project I	Seminar	4	8	◎
		Senior Project II	Seminar	4	8	◎
Year 2 Year 3 Year 4	Summer/ Fall	Transdisciplinary Projects A	Seminar	4	8	
Transdisciplinary Projects B		Seminar	4	8		
Year 3 Year 4	Any time of the year	Internship I	Experiment/ Exercise	1	Intensive subject	
		Internship II	Experiment/ Exercise	1	Intensive subject	

*1 The semester/quarter in which the subject is offered is subject to change, including intensive subjects.

*2 ◎ indicates a required subject, ○ indicates a required elective, and a blank space indicates an elective. Please refer to the "List of Specialized Subjects" for each subject's categories and subject groups.

(3) Design Futures Course

A. Educational Attainment Goals at Graduation

The Design Futures Course aims to nurture creative design professionals who can step into areas that have not been the subject of design before, take on the challenge of solving new problems, and envision and realize a better future.

In order to achieve the above goals, this course takes an approach from the three fields of Art and Design, Social Design, and Life and Information Sciences in order to obtain universal knowledge and understanding that will serve as the basis for envisioning a concrete future. In the field of Art and Design, students design the "form" of the future from cultural perspectives such as philosophy, history, cultural theory, design theory, and art theory. While in the field of Social Design, students envision the future society from social perspectives such as diversity theory, environmental theory, education theory, and policy theory. In the field of Life and Information Sciences, students explore the future of science and technology from the perspective of life science and information science. This course has the following specific goals for students to achieve upon graduation.

(A) Interest, Motivation, and Attitude

- Have a desire to challenge themselves to develop new fields of design without being bound by preconceived ideas and have the orientation to explore and demonstrate through practice.

(B) Knowledge and Understanding

- Understand the history and theories of art, technology, thought, and science, and process the knowledge necessary to explain the state of modern society and human beings and envision a future society.
- Understand the nature of life phenomena and the natural mechanisms behind them, with an understanding of information science and the knowledge to understand various phenomena in nature and society from a mathematical and scientific perspective.

(C) Competencies and Skills

- Mastery of artistic expression methods and acquire the creative ability to imagine things that have never existed before and express them effectively through rich imagination.
- Possess leadership skills to develop new fields of social activities, build social contexts, communicate effectively with others from diverse cultural backgrounds, and realize their ideas in society.
- The ability to develop new ways of using technology based on a deep understanding of science and technology, and the technical skills to make them work effectively.

B. Educational Goals that Envision Graduates 10 to 20 Years in the Future

We will cultivate human resources for companies, governments, educational institutions, and other organizations, who will not only improve existing things and increase their efficiency but who will also think from the ground up, invent unexpected experiences and mechanisms, and steadily change things, individuals, and organizations for the better while building relationships with others who think differently. In addition, in anticipation of the social issues of the near future, such as a super-aging society, gender diversification, disabilities, immigration, disparity, and global environmental issues, we will nurture human resources who can think and act independently to realize a sustainable society that embraces diversity, while continuing to create new workplaces on their own, based on the knowledge of cutting-edge science and technology.

C. Course Requirements for Specialized Subjects Offered After Year 3

In order to take specialized subjects offered in Year 3 or later, students must, in principle, acquire 44 credits by the end of Year 2, satisfying both of the following conditions (1) and (2). However, even if students

do not meet these requirements, they may be allowed to take the specialized subjects based on individual guidance from their course advisor.

(1) Of the graduation requirements listed in the "List of Subject Details (KIKAN Education Subjects)," students must acquire credits for the following KIKAN Education Subjects: KIKAN Education Seminar, Interdisciplinary Collaborative Learning of Social Issues, basic subjects of Subjects for Language and Culture (Note 1), Subjects in Humanities and Social Science, Subjects in Science (Note 2), Cybersecurity, Subject for Health and Sports Science, and General Subject.

(Note 1) However, for the first foreign language, 4 credits (Academic English: Academic Issues, Academic English: Global Issues, Academic English: Production 1, Academic English: Production 2 (1 credit each)) are counted among the 8 credits required for graduation.

(Note 2) However, only credits for subjects other than those listed below will be counted toward graduation requirements.

[Design Futures Course] Mathematical Statistics, Design History A, Design History B

(2) Students must have completed "Design Literacy Basics," a required specialized subject offered in Year 1.

Students who meet the requirements in (1) and (2) above may take specialized subjects offered in Year 3 or later, even during the middle of the academic year.

D. Requirements for Starting Senior Project

Students must satisfy the following conditions (1) through (3) at the end of their third year to start their Year 4 Senior Project. However, even if students do not meet the conditions above, they may be allowed to start the Senior Project if their course class teacher determines that they are expected to graduate that year.

- (1) The total number of credits acquired must be 104 or more.
- (2) Students must have acquired all the credits required for graduation in the KIKAN Education Subjects, except for the upper-year KIKAN Education Subjects.
- (3) Students must acquire the following credits in the specialized subjects.

[Design Futures Course]

Design Literacy Subjects	8 credits	Includes 3 credits of required subjects. At least one credit must be acquired from each subject group.
Course Basic Subjects (PBL)	7 credits	

E. Senior Project

In Year 4, students are supposed to take Senior Project I and II, which are compulsory.

In Senior Project I and II, students conduct research on a specific theme from the first semester of Year 4, according to the method specified by the course. In mid-February, each course usually holds a Senior Project presentation or an exhibition to present the results of their research. Since Senior Project II requires the completion of Senior Project I, students are required to complete Senior Project I and Senior Project II in that order.

In the case of Senior Project I, only students studying abroad at a partner institution for student exchange can take this subject while studying abroad by receiving research guidance from a faculty supervisor through remote lectures using various media (e.g., webcam).

If students are interested in what kind of research the seniors have done, please ask the class teacher or the Academic Affairs Section of the Student Affairs Division.

F. Subject Details

[Design Futures Course] List of Subject Details (KIKAN Education Subjects)

Light gray boxes indicate subjects from Year 2 onwards.

Graduation Requirements	Category	Minimum Credits Required	Subject *1 (The bracketed number to the right of the subject name is the number of credits)		
Graduation Requirements 128	KIKAN Education Subjects 48	KIKAN-Education Seminar	1 [Required Subject] KIKAN-Education Seminar (1)		
	36 credits in Year 1	Interdisciplinary Collaborative Learning of Social Issues	2.5	[Required Subject] Interdisciplinary Collaborative Learning of Social Issues (2.5)	
		Subjects for Language and Culture *2	First foreign language English 8	English	Academic English: Academic Issues (1), Academic English: Global Issues (1), Academic English: Production 1 (1), Academic English: Production 2 (1)
					Academic English: CALL 1 (1), Academic English: CALL 2 (1) *9, Expert English *10
					Academic English: Intensive Course *10
					Academic English: Advanced *10
			Second foreign language Select 1 language 4	German	German I A (1), German I B (1), German II A (1), German II B (1), German Practice I (1)
					German III (1), German IV (1), German Practice II (1), German Practice III (1)
				French	French I A (1), French I B (1), French II A (1), French II B (1), French Practice I (1)
					French III (1), French IV (1), French Practice II (1), French Practice III (1)
		Chinese	Chinese I A (1), Chinese I B (1), Chinese II A (1), Chinese II B (1), Chinese Practice I (1), Chinese: Intensive Course (1)		
	Chinese III (1), Chinese IV (1), Chinese Practice II (1), Chinese Practice III (1)				
Russian	Russian I A (1), Russian I B (1), Russian II A (1), Russian II B (1)				
Russian III (1), Russian IV (1)					
Korean	Korean I A (1), Korean I B (1), Korean II A (1), Korean II B (1)				
Korean III (1), Korean IV (1), Korean Expression I (1), Korean Expression II (1)					
Spanish	Spanish I A (1), Spanish I B (1), Spanish II A (1), Spanish II B (1)				
Spanish III (1), Spanish IV (1), Spanish Expression I (1), Spanish Expression II (1)					
Japanese	[Subjects for International Students] Japanese I (1), Japanese II (1), Japanese III (1), Japanese IV (1)				
Japanese V (1), Japanese VI (1), Japanese VII (1)					
Subjects in Humanities and Social Science	4	[Required Electives] The following subjects are offered in Year 1. Introduction to Philosophy and Thought (2), Introduction to Art Studies (2), Introduction to Prehistory (2), Introduction to History (2), Introduction to Literature and Linguistics (2), Introduction to Anthropology (2), Introduction to Geography (2), Introduction to Sociology (2), Introduction to Psychology (2), Introduction to Contemporary Education (1), Introduction to Fundamentals of Educational Studies (1), Introduction to Law (2), Introduction to Politics (2), Introduction to Economics (2), Introduction to Economic History (2), The Law and Politics of International Society (2)			
		Subjects in Science	20	3	[Required Subjects 1] The following subjects are offered in Year 1. Information Science (2), Natural Science Experiments (1)

*6			2 or 4	[Required Electives 1] The following subjects are offered in Year 1.
				(2 credits) → Introduction to Calculus I (1), Introduction to Calculus II (1) (4 credits) → Calculus I (2), Calculus II (2)
				[Required Electives 2] The following subjects are offered in Year 1.
				(2 credits) → Introduction to Linear Algebra I (1), Introduction to Linear Algebra II (1) (4 credits) → Linear Algebra I (2), Linear Algebra II (2)
				[Required Electives 3] The following subjects are offered in Year 1.
				(Students who have already taken physics in high school) → Elements of Mechanics (2), Seminar in Mechanics; Elementary Course (1), Elements of Electromagnetism (1), Seminar in Electromagnetism; Elementary Course (0.5), Elements of Thermodynamics (1), Seminar in Thermodynamics; Elementary Course (0.5)
				(Students who did not complete physics in high school) → Introduction to Mechanics (2), Introduction to Mechanics (Seminar) (1), Introduction to Electromagnetism (1), Introduction to Electromagnetism (Seminar) (0.5), Introduction to Thermodynamics (1), Introduction to Thermodynamics (Seminar) (0.5)
				Elementary Inorganic Chemistry I (1), Elementary Inorganic Chemistry II (1), Elementary Organic Chemistry I (1), Elementary Organic Chemistry II (1), Elementary Chemical Bonding I (1), Elementary Chemical Bonding II (1), Elementary Chemical Thermodynamics I (1), Elementary Chemical Thermodynamics II (1), Introduction to Biology (2) <u>Recommend</u> , Basic Cell Biology (2), Basic Population Biology (2), Science of Earth and Cosmos (1), Earth Science (1), Design Approach (1), Graphic Science I (1), Graphic Science II (1), General Principles of Technical Drawings I (2), General Principles of Technical Drawings II (2), Computer Programming Exercise (1) <u>Recommend</u>
				[Required Subjects 2] The following subjects are offered from Year 2 onwards.
				Mathematical Statistics (2), Design History A (1), Design History B (1) [Electives] Basic Science Experiments (1) <u>Recommend</u>
*7			2 or 4	[Required Electives 2] The following subjects are offered in Year 1.
				(2 credits) → Introduction to Linear Algebra I (1), Introduction to Linear Algebra II (1) (4 credits) → Linear Algebra I (2), Linear Algebra II (2)
*8			4	[Required Subjects 2] The following subjects are offered from Year 2 onwards.
				Mathematical Statistics (2), Design History A (1), Design History B (1) [Electives] Basic Science Experiments (1) <u>Recommend</u>
*5	Cybersecurity	1		[Required Subject] Primary Course of Cyber Security - How to Survive the Cyber (1)
	Subject for Health and Sports Science	1		[Required Subject] Laboratory of Health and Sports Science (1)
	General Subjects	1		Frontier Subjects Open Subjects
	KIKAN education subjects for students in Year 2 and above	2 *3		
	Others	3.5	(Year 1) 1.5	From Subjects for Language and Culture, Subjects in Humanities and Social Science, Subjects in Science, Subject for Health and Sports Science, General Subjects. (*4)
Specialized Subjects 80				For details of specialized subjects, please refer to the "List of Specialized Subjects by Term" on page 33.

*1 Some subjects are offered in addition to those listed in the table. Please refer to the "KIKAN Education Subjects Registration Guide 2024".

*2 Refer to the "KIKAN Education Subjects Registration Guide 2024" for details on first and second foreign language subjects.

*3 Students must acquire at least 2 credits in upper-year KIKAN Education Subjects in Year 2 or later.

*4 Specialized subjects taken in other courses of the School of Design or other schools in Kyushu University may be included in the "Others" category.

Courses listed as "Subjects for students enrolled by the Departmental Entrance Examination" in Course Basic Subjects may be included in the "Others" category.

*5 For the General Subject and upper-year KIKAN Education Subjects, students should read the subject overview in the "KIKAN Education Subjects Registration Guide 2024" and the syllabus and plan their course of study.

*6 When students want to acquire 2 credits, they must take both "Introduction to Calculus I" and "Introduction to Calculus II." When they want to acquire 4 credits, they must take both "Calculus I" and "Calculus II."

- *7 When students want to acquire 2 credits, they must take both "Introduction to Linear Algebra I" and "Introduction to Linear Algebra II." When they want to acquire 4 credits, they must take both "Linear Algebra I" and "Linear Algebra II."
- *8 If students take "Basic Science Experiments," the credits earned will be counted as "Others" subjects.
- *9 Students are required to take the "Academic English: CALL 1" in the first semester of Year 1 and the "Academic English: CALL 2" in the second semester of Year 1, mainly through self-study using web-based materials, and to submit a report on their study and an examination at the end of each semester. Grading is based on students viewing the materials on the web, examinations at the end of each semester, and TOEFL-ITP at the beginning of Year 1 and Year 2. There are no fixed class days or class periods.

[Design Futures Course] List of Specialized Subjects

Category	Subject	Style	Credits	Classification *1	Minimum no. of credits *2	Hours per week *3				Remark *4											
						Year 1	Year 2	Year 3	Year 4												
						S S F W	S S F W	S S F W	S S F W												
Design Literacy Subjects	Design literacy basics	Lecture	1	⊙	1	2															
	Basic of Arts I	Seminar	1	⊙	2			4	4											The term of study depends on the class assigned	
	Basic of Arts II	Seminar	1	⊙				4	4												
	Basic of Arts III	Seminar	1					4	4												
	Basic of Arts IV	Seminar	1					4	4												
	Design and Humanities	Lecture	1	○	1			2													
	Design and Social Sciences	Lecture	1	○				2													
	Human Science in Design	Lecture	1	○				2													
	Science and Technology in Design	Lecture	1	○	1			2													
	Design Language I	Lecture	1	○						2											
	Design Language II	Lecture	1	○							2										
	Design Case Studies I	Lecture	1	○			2														
	Design Case Studies II	Lecture	1	○						2											
Course Basic Subjects	Introduction to Design Futures	Lecture	1	○	10 At least one credit must be earned from each of the subjects offered in the fall term of Year 1 and the winter term of Year 1.		2														
	Visual Arts Fundamentals	Seminar	1	⊙					2												
	Design Concept	Lecture	1	⊙					2												
	Design Sketching	Lecture/ Seminar	1	⊙					2												
	Society and Diversity	Lecture/ Seminar	1	○				2													
	Environment and Sustainability	Lecture	1	⊙				2													
	Critical Thinking	Lecture	1	⊙				2													
	Fundamentals of Programming	Seminar	1	⊙				4													
	Computer Science I	Lecture	1	⊙					2												
	Introduction to Biology I	Lecture/ Seminar	1	⊙					2												
	Environmental Design Basics I	Lecture	1	○				2													Subjects for students enrolled by the Departmental Entrance Examination
	Environmental Design Basics II	Lecture	1	○				2													
	Industrial Design Foundation I	Lecture	1	○				2													
	Industrial Design Foundation II	Lecture	1	○				2													
Introduction to Media Design I	Lecture/ Seminar	1	○			2															
Introduction to Media Design II	Lecture	1	○			2															
Course Specialized Subjects	Fine Art Practice and Theory	Seminar	1		30				2												
	History of Western Art	Lecture	1					2													
	Art and Culture	Lecture/ Seminar	1							2											
	Art and Environment	Lecture/ Seminar	1							2											
	Performing Arts Practice 1	Seminar	1					2													
	Performing Arts Practice 2	Seminar	1						2												Intensive subject
	Advanced Music Expression I	Seminar	1						4												◆DF/AD
	Advanced Music Expression II	Seminar	1						4												◆DF/AD
	Contemporary Art Practice Basic	Lecture	1								2										
	Philosophy of Design	Lecture	1							2											
	Design Aesthetics	Lecture	1							2											
	Editing Design	Lecture/ Seminar	1					2													
	Design Materiality	Lecture/ Seminar	1							2											
	Bio Art and Design	Lecture/ Seminar	1								2										
	Design Futures Methodology	Lecture	1						2												
	Design Elements	Lecture/ Seminar	1							2											

Design Conceptualization Theory and Practice	Lecture/Seminar	1	
Design Implementation Theory and Practice	Lecture/Seminar	1	
Environmental Ethics	Lecture	1	
Material Culture Studies	Lecture	1	
Traditional Societies in the Globalized World	Lecture	1	
Social Design for Environment	Lecture	1	
Value and Policy	Lecture/Seminar	1	
Culture and Representation	Lecture	1	
Communication in the Arts	Lecture/Seminar	1	
Arts Management	Lecture	1	
Design for Inclusive Education	Lecture/Seminar	1	
Qualitative Research Methods	Lecture/Seminar	1	
Facilitation Skills	Seminar	1	
Art and Design Writing Skills	Seminar	1	
Psychometrics	Lecture/Seminar	2	
Physical Computing and IoT	Lecture/Seminar	1	
Web Service Design	Lecture/Seminar	2	
Data Analytics	Lecture	1	
Algorithms	Seminar	1	
Simulation	Lecture/Seminar	2	
Computer Science II	Lecture	1	
Computer Science III	Lecture	1	
Data Mining I	Lecture	1	
Data Mining II	Lecture	1	
Advanced Biology and Computation I	Lecture	1	
Advanced Biology and Computation II	Lecture	1	
Introduction to Biology II	Lecture/Seminar	1	
Biology Experiments	Experiment/Exercise	1	
Perceptual Psychology	Lecture	2	
Start-ups and Global Disruptors	Lecture/Seminar	1	
Global Design Innovations	Lecture/Seminar	1	
Design Pitching Skills	Seminar	1	
Intellectual Property Rights: Global Perspective	Lecture/Seminar	1	
Design Futures International Project A I	Lecture/Seminar	1	
Design Futures International Project A II	Lecture/Seminar	1	
Design Futures International Project A III	Lecture/Seminar	1	
Design Futures International Project A IV	Lecture/Seminar	1	
Design Futures International Project B I	Lecture/Seminar	2	
Design Futures International Project B II	Lecture/Seminar	2	
Design Futures International Project B III	Lecture/Seminar	2	

			2			
				2		
			2			◆ED/DF
			2			◆ED/DF
					2	
			2			◆ED/DF
					2	
			2			
			2			◆ED/DF/AD
					2	◆ED/DF
					2	
			2			◆DF/AD
					2	◆ED/DF
			2			
				2		◆DF/MD/AD
			2			◆DF/MD
		4				◆DF/MD
			2			◆ED/ID/DF/AD
		4				
				4		
			2			
				2		
			2			◆ID/DF/AD
				2		◆ID/DF/AD
		2				
			2			
					2	
					4	
		4				◆DF/MD/AD
			2			
		2				International Program subjects
			2			
			2			
					2	
					2	
					2	
					2	Subjects related to the study abroad
			4			
					4	
					4	

	Design Futures International	Lecture/	2						4							
	Internship I	Experiment/Exercise	1						2		2				Intensive subject	
	Internship II	Experiment/Exercise	1						2		2				Intensive subject	
Course Exercises Subjects (PBL)	Common Thematic Projects A	Seminar	4	○	12			8								
	Common Thematic Projects B	Seminar	4	○				8								
	Design Platforms A	Seminar	4	○				8								
	Design Platforms B	Seminar	4	○				8								
	Design Platforms C	Seminar	4	○				8								
	Design Platforms D	Seminar	4	○				8								
Transdisciplinary Projects/Platforms	Transdisciplinary Projects A	Seminar	4	○			8	8	8	8	8	8			Offered in summer and fall quarters	
	Transdisciplinary Projects B	Seminar	4	○			8	8	8	8	8	8			Offered in summer and fall quarters	
Senior Project	Senior Project I	Seminar	4	◎	8						8	8				
	Senior Project II	Seminar	4	◎								8	8			
Depth and Breadth Electives *5	Course Specialized Subjects in own course				12										At least 8 credits must be earned from other course subjects	
	Course Exercises Subjects in own course (PBL)															
	Course Specialized Subjects in other courses															
	Course Exercises Subjects in other courses (PBL)						8									

*1 ◎ indicates a required subject, ○ indicates a required elective, and a blank space indicates an elective.

*2 The table above shows the minimum number of credits to acquire for each subject category and designated subject group. Please follow the instructions in the course guidance.

*3 The semester/quarter in which the subject is offered is subject to change, including intensive subjects.

*4 (◆) in the "Remarks" column indicates subjects that are common to some courses.

*5 The credits for "Course Specialized Subjects" and "Course Exercises Subjects (PBL)" in the "Depth and Breadth Electives" category are the sum of the credits for subjects taken more than the graduation requirements for each subject category of the course the student belongs.

[Design Futures Course] List of Specialized Subjects by Semester/Quarter

Year	Semester / Quarter*1	Subject	Style	No. of Credit	Hours	Classification *2
Year 1	Spring	Design literacy basics	Lecture	1	2	⊙
	Summer	Design Case Studies I	Lecture	1	2	○
	Fall	Introduction to Design Futures	Lecture	1	2	○
	Winter	Society and Diversity	Lecture/Seminar	1	2	○
Year 2	Spring/ Summer	Basic of Arts I	Seminar	1	4	⊙
		Basic of Arts II	Seminar	1	4	⊙
	Spring	Design and Humanities	Lecture	1	2	○
		Human Science in Design	Lecture	1	2	○
		Environment and Sustainability	Lecture	1	2	⊙
		Critical Thinking	Lecture	1	2	⊙
		Fundamentals of Programming	Seminar	1	4	⊙
		History of Western Art	Lecture	1	2	
		Performing Arts Practice 1	Seminar	1	2	
		Editing Design	Lecture/Seminar	1	2	
	Design Futures Methodology	Lecture	1	2		
	Summer	Design and Social Sciences	Lecture	1	2	○
		Science and Technology in Design	Lecture	1	2	○
		Design Concept	Lecture	1	2	⊙
		Design Sketching	Lecture/Seminar	1	2	⊙
		Performing Arts Practice 2	Seminar	1	Intensive subject	
		Philosophy of Design	Lecture	1	2	
		Art and Design Writing Skills	Seminar	1	2	
		Web Service Design	Lecture/Seminar	2	4	
		Algorithms	Seminar	1	4	
		Advanced Biology and Computation I	Lecture	1	2	
		Perceptual Psychology	Lecture	2	4	
		Global Design Innovations	Lecture/Seminar	1	2	
	Intellectual Property Rights: Global Perspective	Lecture/Seminar	1	2		
	Common Thematic Projects A	Seminar	4	8	○	
	Fall/ Winter	Basic of Arts III	Seminar	1	4	
		Basic of Arts IV	Seminar	1	4	
	Fall	Visual Arts Fundamentals	Seminar	1	2	⊙
		Computer Science I	Lecture	1	2	⊙
		Introduction to Biology I	Lecture/Seminar	1	2	⊙
		Fine Art Practice and Theory	Seminar	1	2	
		Advanced Music Expression I	Seminar	1	4	
Social Design for Environment		Lecture	1	2		
Culture and Representation		Lecture	1	2		
Data Analytics		Lecture	1	2		
Design Platforms A		Seminar	4	8	○	
Design Pitching Skills	Seminar	1	2			
Winter	Art and Culture	Lecture/Seminar	1	2		
	Advanced Music Expression II	Seminar	1	4		
	Design Aesthetics	Lecture	1	2		
	Design Materiality	Lecture/Seminar	1	2		
	Design Elements	Lecture/Seminar	1	2		
	Material Culture Studies	Lecture	1	2		
	Qualitative Research Methods	Lecture/Seminar	1	2		
	Computer Science II	Lecture	1	2		
	Advanced Biology and Computation II	Lecture	1	2		
Start-ups and Global Disruptors	Lecture/Seminar	1	2			
Design Platforms C	Seminar	4	8	○		
Year 3	First Semester	Psychometrics	Lecture/Seminar	2	2	
	Spring	Art and Environment	Lecture/Seminar	1	2	
		Environmental Ethics	Lecture	1	2	
		Communication in the Arts	Lecture/Seminar	1	2	
		Physical Computing and IoT	Lecture/Seminar	1	2	
		Simulation	Lecture/Seminar	2	4	

		Computer Science III	Lecture	1	2	
		Data Mining I	Lecture	1	2	
	Summer	Contemporary Art Practice Basic	Lecture	1	2	
		Design Conceptualization Theory and Practice	Lecture/Seminar	1	2	
		Facilitation Skills	Seminar	2	2	
		Data Mining II	Lecture	1	2	
		Introduction to Biology II	Lecture	1	2	
		Biology Experiments	Experiment/ Exercise	1	4	
		Common Thematic Projects B	Seminar	4	8	○
	Fall	Design Language I	Lecture	1	2	○
		Design Case Studies II	Lecture	1	2	○
		Design Implementation Theory and Practice	Lecture/Seminar	1	2	
		Arts Management	Lecture	1	2	
	Winter	Design Platforms B	Seminar	4	8	○
		Design Language II	Lecture	1	2	○
		Bio Art and Design	Lecture/Seminar	1	2	
		Traditional Societies in the Globalized World	Lecture	1	2	
		Value and Policy	Lecture/Seminar	1	2	
		Design for Inclusive Education	Lecture/Seminar	1	2	
		Design Platforms D	Seminar	4	8	○
Year 4	First Semester	Senior Project I	Seminar	4	8	◎
		Senior Project II	Seminar	4	8	◎
	Second Semester	Senior Project I	Seminar	4	8	◎
		Senior Project II	Seminar	4	8	◎
Year 2 Year 3 Year 4	Summer/ Fall	Transdisciplinary Projects A	Seminar	4	8	○
Transdisciplinary Projects B		Experiment/ Exercise	4	8	○	
Year 3 Year 4	Any time of the year	Internship I	Experiment/ Exercise	1	Intensive subject	
		Internship II	Experiment/ Exercise	1	Intensive subject	

*1 The semester/quarter in which the subject is offered is subject to change, including intensive subjects.

*2 ◎ indicates a required subject, ○ indicates a required elective, and a blank space indicates an elective. Please refer to the "List of Specialized Subjects" for each subject's categories and subject groups.

(4) Media Design Course

A. Educational Attainment Goals at Graduation

The Media Design Course aims to nurture world-class designers, including creators, who have both the ability to think logically and express themselves with a strong artistic sensibility, who understand issues related to media and communication from a scientific and cultural perspective, and who can actively take on the challenges of applying new media technologies to creative design. In Year 1 and Year 2 of this course, students take classes in basic science and design literacy, as well as educational subjects, to acquire basic knowledge in artistic expression, programming, and communication. After that, students take subjects from the three subject groups: Media Representation, Media Interaction, and Media Communication Studies, and acquire mathematical knowledge that can be applied to media and communication design and research, knowledge related to human visual perception and psychology, artistic expression, protection and distribution of intellectual property, and specialized knowledge related to art and culture. Students who complete the course of study should achieve the following interests, knowledge, and abilities.

- An interest in and willingness to create new forms of expression through media and communication design
- Knowledge of design related to media and communication, knowledge of mathematical science applicable to design and research areas, knowledge of human psychology, protection and distribution of intellectual property, and knowledge of art and culture
- Media and communication design, expressive skills necessary for content creation, and development and expression skills based on programming and information science
- Ability to observe objects with curiosity, compose the results, and express them using a variety of media

B. Educational Goals that Envision Graduates 10 to 20 Years in the Future

In an information society that is becoming increasingly complex and diverse, the Media Design Course believes that it is necessary to develop designers of creative media environments who can coordinate the relationship between humans and media and plan and direct the needs of humans and the times more accurately.

We will develop and enhance educational programs that cultivate artistic sensibility, understanding of information ethics and human communication, advanced computer literacy, multimedia expression, and mathematical and engineering information handling. By cultivating the ability to design rich, human-friendly information, we aim to nurture human resources who can play an active role in the fields of planning and development of video, publishing, exhibition, public relations, communication, signage, media art, computer graphics, virtual reality, artificial intelligence, mechanical design, entertainment, information education, etc., in research institutions such as companies and universities, to become leaders of the times.

C. Course Requirements for Specialized Subjects Offered After Year 3

In order to take specialized subjects offered in Year 3 or later, students must, in principle, acquire 44 credits by the end of Year 2, satisfying both of the following conditions (1) and (2). However, even if students do not meet these requirements, they may be allowed to take the specialized subjects based on individual guidance from their course advisor.

- (1) Of the graduation requirements listed in the "List of Subject Details (KIKAN Education Subjects)," students must acquire credits for the following KIKAN Education Subjects: KIKAN Education Seminar, Interdisciplinary Collaborative Learning of Social Issues, basic subjects of Subjects for Language and Culture (Note 1), Subjects in Humanities and Social Science, Subjects in Science (Note 2), Cybersecurity, Subject for Health and Sports Science, and General Subject.

(Note 1) However, for the first foreign language, 4 credits (Academic English: Academic Issues, Academic English: Global Issues, Academic English: Production 1, Academic English: Production 2 (1 credit each)) are counted among the 8 credits required for graduation.

(Note 2) However, only credits for subjects other than those listed below will be counted as the requirements.

[Media Design Course] Mathematical Statistics, Design History A, Design History B

- (2) Students must have completed "Design Literacy Basics," a required specialized subject offered in Year 1.

Students who meet the requirements in (1) and (2) above may take specialized subjects offered in Year 3 or later, even during the middle of the academic year.

D. Requirements for Starting Senior Project

Students must satisfy the following conditions (1) through (3) at the end of their third year to start their Year 4 Senior Project. However, even if students do not meet the conditions above, they may be allowed to start the Senior Project if their course class teacher determines that they are expected to graduate that year.

- (1) The total number of credits acquired must be 104 or more.
- (2) Students must have acquired all the credits required for graduation in the KIKAN Education Subjects, except for the upper-year KIKAN Education Subjects.
- (3) Students must acquire the following credits in the specialized subjects.

[Media Design Course]

Design Literacy Subjects	8 credits	Includes 3 credits of required subjects. At least one credit must be acquired from each subject group.
Course Basic Subjects	7 credits	
Course Exercises Subjects (PBL)	4 credits	Credits for "Media Design Project I" and "Media Design Project II" must be acquired.

E. Senior Project

In Year 4, students are supposed to take Senior Project I and II, which are compulsory.

In Senior Project I and II, students conduct research on a specific theme from the first semester of Year 4, according to the method specified by the course. In mid-February, each course usually holds a Senior Project presentation or an exhibition to present the results of their research. Since Senior Project II requires the completion of Senior Project I, students are required to complete Senior Project I and Senior Project II in that order.

In the case of Senior Project I, only students studying abroad at a partner institution for student exchange can take this subject while studying abroad by receiving research guidance from a faculty supervisor through remote lectures using various media (e.g., webcam).

If students are interested in what kind of research the seniors have done, please ask the class teacher or the Academic Affairs Section of the Student Affairs Division.

F. Subject Details

[Media Design Course] List of Subject Details (KIKAN Education Subjects)

Light gray boxes indicate subjects from Year 2 onwards.

Graduation Requirements	Category	Minimum Credits Required	Subject *1 (The bracketed number to the right of the subject name is the number of credits)		
Graduation Requirements 128	KIKAN Education Subjects 48	KIKAN-Education Seminar	1	[Required Subject] KIKAN-Education Seminar (1)	
	<div style="border: 1px solid black; border-radius: 50%; width: 40px; height: 40px; display: flex; align-items: center; justify-content: center; margin: 0 auto;"> 36 credits in Year 1 </div>	Interdisciplinary Collaborative Learning of Social Issues	2.5	[Required Subject] Interdisciplinary Collaborative Learning of Social Issues (2.5)	
		Subjects for Language and Culture *2	First foreign language English 8	English	Academic English: Academic Issues (1), Academic English: Global Issues (1), Academic English: Production 1 (1), Academic English: Production 2 (1)
					Academic English: CALL 1 (1), Academic English: CALL 2 (1) *9, Expert English *10
					Academic English: Intensive Course *10
					Academic English: Advanced *10
			Second foreign language Select 1 language 4	German	German I A (1), German I B (1), German II A (1), German II B (1), German Practice I (1)
					German III (1), German IV (1), German Practice II (1), German Practice III (1)
				French	French I A (1), French I B (1), French II A (1), French II B (1), French Practice I (1)
					French III (1), French IV (1), French Practice II (1), French Practice III (1)
Chinese	Chinese I A (1), Chinese I B (1), Chinese II A (1), Chinese II B (1), Chinese Practice I (1), Chinese: Intensive Course (1)				
	Chinese III (1), Chinese IV (1), Chinese Practice II (1), Chinese Practice III (1)				
Russian	Russian I A (1), Russian I B (1), Russian II A (1), Russian II B (1)				
Russian III (1), Russian IV (1)					
Korean	Korean I A (1), Korean I B (1), Korean II A (1), Korean II B (1)				
Korean III (1), Korean IV (1), Korean Expression I (1), Korean Expression II (1)					
Spanish	Spanish I A (1), Spanish I B (1), Spanish II A (1), Spanish II B (1)				
Spanish III (1), Spanish IV (1), Spanish Expression I (1), Spanish Expression II (1)					
Japanese	[Subjects for International Students] Japanese I (1), Japanese II (1), Japanese III (1), Japanese IV (1)				
Japanese V (1), Japanese VI (1), Japanese VII (1)					
Subjects in Humanities and Social Science	4	[Required Electives] The following subjects are offered in Year 1. Introduction to Philosophy and Thought (2), Introduction to Art Studies (2), Introduction to Prehistory (2), Introduction to History (2), Introduction to Literature and Linguistics (2), Introduction to Anthropology (2), Introduction to Geography (2), Introduction to Sociology (2), Introduction to Psychology (2), Introduction to Contemporary Education (1), Introduction to Fundamentals of Educational Studies (1), Introduction to Law (2), Introduction to Politics (2), Introduction to Economics (2), Introduction to Economic History (2), The Law and Politics of International Society (2)			
Subjects in Science	20	3	[Required Subjects 1] The following subjects are offered in Year 1. Information Science (2), Natural Science Experiments (1)		

*6		2 or 4	[Required Electives 1] The following subjects are offered in Year 1.			
			(2 credits) → Introduction to Calculus I (1), Introduction to Calculus II (1) (4 credits) → Calculus I (2) <u>Recommend</u> , Calculus II (2) <u>Recommend</u>			
	*7		2 or 4	[Required Electives 2] The following subjects are offered in Year 1.		
				(2 credits) → Introduction to Linear Algebra I (1), Introduction to Linear Algebra II (1) (4 credits) → Linear Algebra I (2) <u>Recommend</u> , Linear Algebra II (2) <u>Recommend</u>		
	*8		5-9	[Required Electives 3] The following subjects are offered in Year 1.		
				(Students who have already taken physics in high school) → Elements of Mechanics (2) <u>Recommend</u> , Seminar in Mechanics; Elementary Course (1) <u>Recommend</u> , Elements of Electromagnetism (1) <u>Recommend</u> , Seminar in Electromagnetism; Elementary Course (0.5) <u>Recommend</u> , Elements of Thermodynamics (1) <u>Recommend</u> , Seminar in Thermodynamics; Elementary Course (0.5) <u>Recommend</u>		
				(Students who did not complete physics in high school) → Introduction to Mechanics (2), Introduction to Mechanics (Seminar) (1), Introduction to Electromagnetism (1), Introduction to Electromagnetism (Seminar) (0.5), Introduction to Thermodynamics (1), Introduction to Thermodynamics (Seminar) (0.5)		
				Elementary Inorganic Chemistry I (1), Elementary Inorganic Chemistry II (1), Elementary Organic Chemistry I (1), Elementary Organic Chemistry II (1), Elementary Chemical Bonding I (1), Elementary Chemical Bonding II (1), Elementary Chemical Thermodynamics I (1) <u>Recommend</u> , Elementary Chemical Thermodynamics II (1) <u>Recommend</u> , Introduction to Biology (2) <u>Recommend</u> , Basic Cell Biology (2) <u>Recommend</u> , Basic Population Biology (2), Science of Earth and Cosmos (1), Earth Science (1), Design Approach (1), Graphic Science I (1), Graphic Science II (1) , General Principles of Technical Drawings I (2), General Principles of Technical Drawings II (2), Computer Programming Exercise (1) <u>Recommend</u>		
	*5	Cybersecurity	1	[Required Subject] Primary Course of Cyber Security - How to Survive the Cyber (1)		
				Subject for Health and Sports Science	1	[Required Subject] Laboratory of Health and Sports Science (1)
General Subjects						1
			Open Subjects			
*5	KIKAN education subjects for students in Year 2 and above	2 *3				
			Others	3.5	(Year ¹) 1.5	From Subjects for Language and Culture, Subjects in Humanities and Social Science, Subjects in Science, Subject for Health and Sports Science, General Subjects. (*4)
						From Subjects for Language and Culture, Subjects in Humanities and Social Science, Subjects in Science, Subject for Health and Sports Science, General Subjects, KIKAN education subjects for students in Year 2 and above. (*4)
Specialized Subjects 80			For details of specialized subjects, please refer to the "List of Specialized Subjects by Term" on page 43.			

*1 Some subjects are offered in addition to those listed in the table. Please refer to the "KIKAN Education Subjects Registration Guide 2024".

*2 Refer to the "KIKAN Education Subjects Registration Guide 2024" for details on first and second foreign language subjects.

*3 Students must acquire at least 2 credits in upper-year KIKAN Education Subjects in Year 2 or later.

*4 Specialized subjects taken in other courses of the School of Design or other schools in Kyushu University may be included in the "Others" category.

Courses listed as "Subjects for students enrolled by the Departmental Entrance Examination" in Course Basic Subjects may be included in the "Others" category.

- *5 For the General Subject and upper-year KIKAN Education Subjects, students should read the subject overview in the "KIKAN Education Subjects Registration Guide 2024" and the syllabus and plan their course of study.
- *6 When students want to acquire 2 credits, they must take both "Introduction to Calculus I" and "Introduction to Calculus II." When they want to acquire 4 credits, they must take both "Calculus I" and "Calculus II."
- *7 When students want to acquire 2 credits, they must take both "Introduction to Linear Algebra I" and "Introduction to Linear Algebra II." When they want to acquire 4 credits, they must take both "Linear Algebra I" and "Linear Algebra II."
- *8 If students take "Basic Science Experiments," the credits earned will be counted as "Other" subjects.
- *9 Students are required to take the "Academic English: CALL 1" in the first semester of Year 1 and the "Academic English: CALL 2" in the second semester of Year 1, mainly through self-study using web-based materials, and to submit a report on their study and an examination at the end of each semester. Grading is based on students viewing the materials on the web, examinations at the end of each semester, and TOEFL-ITP at the beginning of Year 1 and Year 2. There are no fixed class days or class periods.

[Media Design Course] List of Specialized Subjects

Category	Subject	Style	Credit	Classification *1	Minimum no. of credits *2	Hours per week *3				Remark *4														
						Year 1		Year 2			Year 3		Year 4											
						S	S	F	W		S	S	F	W	S	S	F	W	S	S	F	W		
Design Literacy Subjects	Design literacy basics	Lecture	1	◎	1	2																		
	Basic of Arts I	Seminar	1	◎	2			4	4													The term of study depends on the class assigned		
	Basic of Arts II	Seminar	1	◎				4	4															
	Basic of Arts III	Seminar	1		8	1			4	4														
	Basic of Arts IV	Seminar	1						4	4														
	Design and Humanities	Lecture	1	○					2															
	Design and Social Sciences	Lecture	1	○	1			2																
	Human Science in Design	Lecture	1	○				2																
	Science and Technology in Design	Lecture	1	○				2																
	Design Language I	Lecture	1	○	1						2													
	Design Language II	Lecture	1	○								2												
	Design Case Studies I	Lecture	1	○			2																	
	Design Case Studies II	Lecture	1	○							2													
Course Basic Subjects	Introduction to Media Design I	Lecture/Seminar	1	○	7		2																	
	Introduction to Media Design II	Lecture	1	○		At least one credit must be earned from each of the subjects offered in the fall term of Year 1 and the winter term of Year 1.		2																
	Introduction to Media Design III	Lecture	1	◎				2																
	Fundamentals of Art and Design Media	Lecture/Seminar	2	◎				4																
	Media Programming	Lecture/Seminar	2	◎				4																
	Environmental Design Basics I	Lecture	1	○				2															Subjects for students enrolled by the Departmental Entrance Examination	
	Environmental Design Basics II	Lecture	1	○				2																
	Industrial Design Foundation I	Lecture	1	○				2																
	Industrial Design Foundation II	Lecture	1	○				2																
	Introduction to Design Futures	Lecture	1	○				2																
Society and Diversity	Lecture/Seminar	1	○			2																		
Course Specialized Subjects	Game Design	Lecture/Seminar	2	○	9			4																
	Moving Image Design	Lecture/Seminar	2	○				4																
	Animation Design	Lecture/Seminar	2	○				4																
	Art Theory	Lecture/Seminar	2	○				4															Partial Intensive subject	
	Generative Programming	Lecture/Seminar	2	○						4														
	Typographic Design	Lecture/Seminar	1	○				2																
	Graphic Design	Lecture/Seminar	1	○					2															
	Creative Design for Advertising	Lecture/Seminar	1	○							2													
	Information Design	Lecture/Seminar	2	○					4															
	Interaction Design	Lecture	2	○	25			4																
	Mechanics Design	Lecture/Seminar	2	○				4																
	Virtual Reality	Lecture	2	○						4														
	Computer Graphics	Lecture	2	○					4															
	Web Service Design	Lecture/Seminar	2	○					4														◆FD/MD	
	Computer Vision	Lecture	2	○							4													
	Media Information Processing	Lecture	2	○				4																
	Contents Engineering	Lecture	2	○				4																
Physical Computing and IoT	Lecture/Seminar	1	○					2													◆FD/MD			

	Psychology of Visual Perception	Lecture	2	○			4										
	Color Science	Lecture	2	○			4										
	Psychological Thinking	Lecture/ Seminar	2	○					4								
	Applied Linguistics	Lecture	2	○			4										
	Drama and Culture	Lecture	2	○				4									
	Intellectual Property Laws	Lecture	2	○					4								
Course Specialized Subjects	Perceptual Psychology	Lecture	2				4								◆FD/MD/AD		
	Psychometrics	Lecture/ Seminar	2						2							◆FD/MD/AD	
	Start-ups and Global Disruptors	Lecture/ Seminar	1					2								International Program subjects	
	Global Design Innovations	Lecture/ Seminar	1					2									
	Design Pitching Skills	Seminar	1					2									
	Intellectual Property Rights: Global Perspective	Lecture/ Seminar	1					2									
	International Media Design A I	Lecture/ Seminar	1						2							Subjects related to the study abroad	
	International Media Design A II	Lecture/ Seminar	1						2								
	International Media Design A III	Lecture/ Seminar	1						2								
	International Media Design A IV	Lecture/ Seminar	1						2								
	International Media Design B I	Lecture/ Seminar	2						4								
	International Media Design B II	Lecture/ Seminar	2						4								
	International Media Design B III	Lecture/ Seminar	2						4								
	International Media Design B IV	Lecture/ Seminar	2						4								
	Internship I	Experiment/ Exercise	1							2		2					Intensive subject
	Internship II	Experiment/ Exercise	1							2		2					Intensive subject
	Course Exercises Subjects (PBL)	Media Design Project I	Seminar	2	◎					4							
Media Design Project II		Seminar	2	◎						4							
Content Design Seminar I		Seminar	2					4									
Content Design Seminar II		Seminar	2						4								
Plastic Arts Seminar		Seminar	2					4									
Generative Programming and Expression		Seminar	2							4							
Communication Design Seminar I		Seminar	2						4								
Communication Design Seminar II		Seminar	2							4							
User-Contents Interaction		Seminar	2							4							
Real-World Interaction		Seminar	2							4							
Creative Thinking		Seminar	2								4						
Creative Prototyping		Seminar	2								4						
Media Science Seminar I		Seminar	2						4								
Media Science Seminar II		Seminar	2							4							
Comparative Cultural Studies Through Drama and Media		Seminar	2							4							
Intellectual Property Management		Seminar	2								4						
Transdisciplinary Projects/Platforms	Transdisciplinary Projects A	Seminar	4					8	8		8	8		8	8	Offered in summer and fall quarters	
	Transdisciplinary Projects B	Seminar	4					8	8		8	8		8	8	Offered in summer and fall quarters	

Senior Project	Senior Project I	Seminar	4	◎	8							8	8	
	Senior Project II	Seminar	4	◎									8	8
Depth and Breadth Electives *5	Course Specialized Subjects in own course				12	—								At least 4 credits must be earned from other course subjects
	Course Exercises Subjects in own courses (PBL)													
	Course Specialized Subjects in other courses				4									
	Course Exercises Subjects in other courses (PBL)													

*1 ◎ indicates a required subject, ○ indicates a required elective, and a blank space indicates an elective.

*2 The table above shows the minimum number of credits to acquire for each subject category and designated subject group. Please follow the instructions in the course guidance.

*3 The semester/quarter in which the subject is offered is subject to change, including intensive subjects.

*4 (◆) in the "Remarks" column indicates subjects that are common to some courses.

*5 The credits for "Course Specialized Subjects" and "Course Exercises Subjects (PBL)" in the "Depth and Breadth Electives" category are the sum of the credits for subjects taken more than the graduation requirements for each subject category of the course the student belongs.

[Media Design Course] List of Specialized Subjects by Semester/Quarter

Year	Semester / Quarter*1	Subject	Style	No. of Credit	Hours	Classification *2
Year 1	Spring	Design literacy basics	Lecture	1	2	◎
	Summer	Design Case Studies I	Lecture	1	2	○
	Fall	Introduction to Media Design I	Lecture/Seminar	1	2	○
	Winter	Introduction to Media Design II	Lecture	1	2	○
Year 2	Spring/ Summer	Basic of Arts I	Seminar	1	4	◎
		Basic of Arts II	Seminar	1	4	◎
	Spring	Design and Humanities	Lecture	1	2	○
		Human Science in Design	Lecture	1	2	○
		Introduction to Media Design III	Lecture	1	2	◎
		Fundamentals of Art and Design Media	Lecture/Seminar	2	4	◎
		Media Programming	Lecture/Seminar	2	4	◎
		Moving Image Design	Lecture/Seminar	2	4	○
		Typographic Design	Lecture/Seminar	1	2	○
		Mechanics Design	Lecture/Seminar	2	4	○
		Media Information Processing	Lecture	2	4	○
		Psychology of Visual Perception	Lecture	2	4	○
	Summer	Design and Social Sciences	Lecture	1	2	○
		Science and Technology in Design	Lecture	1	2	○
		Animation Design	Lecture/Seminar	2	4	○
		Art Theory	Lecture/Seminar	2	4	○
		Web Service Design	Lecture/Seminar	2	4	○
		Contents Engineering	Lecture	2	4	○
		Color Science	Lecture	2	4	○
		Perceptual Psychology	Lecture	2	4	○
		Global Design Innovations	Lecture/Seminar	1	2	○
		Intellectual Property Rights: Global Perspective	Lecture/Seminar	1	2	○
	Fall/ Winter	Basic of Arts III	Seminar	1	4	○
		Basic of Arts IV	Seminar	1	4	○
	Fall	Game Design	Lecture/Seminar	2	4	○
		Information Design	Lecture/Seminar	2	4	○
		Interaction Design	Lecture	2	4	○
		Computer Graphics	Lecture	2	4	○
		Applied Linguistics	Lecture	2	4	○
		Design Pitching Skills	Seminar	1	2	○
		Content Design Seminar I	Seminar	2	4	○
Winter	Graphic Design	Lecture/Seminar	1	2	○	
	Drama and Culture	Lecture	2	4	○	
	Start-ups and Global Disruptors	Lecture/Seminar	1	2	○	
	Content Design Seminar II	Seminar	2	4	○	
	Communication Design Seminar I	Seminar	2	4	○	
Media Science Seminar I	Seminar	2	4	○		
Year 3	First Semester	Psychometrics	Lecture/Seminar	2	2	○
	Spring	Generative Programming	Lecture/Seminar	2	4	○
		Physical Computing and IoT	Lecture/Seminar	1	2	○
		Media Design Project I	Seminar	2	4	◎
		Communication Design Seminar II	Seminar	2	4	○
		User-Contents Interaction	Seminar	2	4	○
	Summer	Virtual Reality	Lecture	2	4	○
		Intellectual Property Laws	Lecture	2	4	○
		Generative Programming and Expression	Seminar	2	4	○
		Real-World Interaction	Seminar	2	4	○
		Media Science Seminar II	Seminar	2	4	○
		Comparative Cultural Studies Through Drama and Media	Seminar	2	4	○
	Fall	Design Language I	Lecture	1	2	○
		Design Case Studies II	Lecture	1	2	○
		Creative Design for Advertising	Lecture/Seminar	1	2	○
		Computer Vision	Lecture	2	4	○
		Psychological Thinking	Lecture/Seminar	2	4	○

		Creative Thinking	Seminar	2	4	
		Creative Prototyping	Seminar	2	4	
		Intellectual Property Management	Seminar	2	4	
	Winter	Design Language II	Lecture	1	2	○
		Media Deign Project II	Seminar	2	4	◎
Year 4	First Semester	Senior Project I	Seminar	4	8	◎
		Senior Project II	Seminar	4	8	◎
	Second Semester	Senior Project I	Seminar	4	8	◎
		Senior Project II	Seminar	4	8	◎
Year 2 Year 3 Year 4	Summer/ Fall	Transdisciplinary Projects A	Seminar	4	8	
Transdisciplinary Projects B		Seminar	4	8		
Year 3 Year 4	Full Year	Internship I	Experiment/ Exercise	1	Intensive subject	
		Internship II	Experiment/ Exercise	1	Intensive subject	

*1 The semester/quarter in which the subject is offered is subject to change, including intensive subjects.

*2 ◎ indicates a required subject, ○ indicates a required elective, and a blank space indicates an elective. Please refer to the "List of Specialized Subjects" for each subject's categories and subject groups.

(5) Acoustic Design Course

A. Educational Attainment Goals at Graduation

In today's society, there is a demand for professionals who have a deep understanding of sound culture and are capable of correctly evaluating sound, creating sound environments suitable for human beings, and promoting high-quality acoustic information. Therefore, the educational goal of the Acoustic Design Course is to nurture professionals who have a keen sensitivity to sound, advanced specialized knowledge with a perspective of integrating with other fields, and comprehensive acoustic design skills.

The following is a list of objectives to be achieved by students who complete the course of study.

- Acquire the sensitivity to sound necessary to be an expert in acoustic design and specialized knowledge in the fields of culture, environment, and information related to sound.
- Able to integrate and apply sensitivity to sound and specialized knowledge in the fields of sound culture, acoustic environmental engineering, and acoustic information science to solve problems.
- Have an interest in all fields of sound-related arts, sciences, and technology, and can acquire specialized knowledge in these fields on their initiative and continuously develop their expertise.
- Understand the relationship between the art, science, and technology related to sound, and human beings, and society, also can apply specialized knowledge to solve problems comprehensively and practically.

B. Educational Goals that Envision Graduates 10 to 20 Years in the Future

Graduates of the Department of Acoustic Design, the predecessors of this course, have been active in a wide range of fields, including acoustical equipment and measuring instruments, information systems, communication-related industries, automobile-related industries, broadcasting, acoustic engineering, software and game industries, noise control, architectural acoustics, musical instrument manufacturing, consumer electronics industries, medical care, as well as the arts, cultural hall management, and university teaching. In anticipation of the increasing demand and importance of the fusion of sensibility (Kansei) and engineering elements in the future society, such as in the so-called Kansei industry, the educational goal of this course is to nurture highly specialized acoustic designers based on the curriculum of this course which is organized in a complex manner across both sensory and engineering fields.

C. Course Requirements for Specialized Subjects Offered After Year 3

In order to take specialized subjects offered in Year 3 or later, students must, in principle, acquire 44 credits by the end of Year 2, satisfying both of the following conditions (1) and (2). However, even if students do not meet these requirements, they may be allowed to take the specialized subjects based on individual guidance from their course advisor.

- (1) Of the graduation requirements listed in the "List of Subject Details (KIKAN Education Subjects)," students must acquire credits for the following KIKAN Education Subjects: KIKAN Education Seminar, Interdisciplinary Collaborative Learning of Social Issues, basic subjects of Subjects for Language and Culture (Note 1), Subjects in Humanities and Social Science, Subjects in Science (Note 2), Cybersecurity, Subject for Health and Sports Science, and General Subject.
 - (Note 1) However, for the first foreign language, 4 credits (Academic English: Academic Issues, Academic English: Global Issues, Academic English: Production 1, Academic English: Production 2 (1 credit each)) are counted among the 8 credits required for graduation.
 - (Note 2) However, only credits for subjects other than those listed below will be counted as the requirements.
[Acoustic Design Course] Mathematical Statistics, Design History A, Design History B
- (2) Students must have completed "Design Literacy Basics," a required specialized subject offered in Year 1.

Students who meet the requirements in (1) and (2) above may take the specialized subjects offered in Year 3 or later, even during the middle of the academic year.

D. Requirements for Starting Senior Project

Students must satisfy the following conditions (1) through (3) at the end of their third year to start their Year 4 Senior Project. However, even if students do not meet the conditions above, they may be allowed to start the Senior Project if their course class teacher determines that they are expected to graduate that year.

- (1) The total number of credits acquired must be 104 or more.
- (2) Students must have acquired all the credits required for graduation in the KIKAN Education Subjects, except for the upper-year KIKAN Education Subjects.
- (3) Students must acquire the following credits in the specialized subjects.

[Acoustic Design Course]

Design Literacy Subjects	8 credits	Includes 3 credits of required subjects. At least one credit must be acquired from each subject group.
Course Basic Subjects	14 credits	
Course Specialized Subjects	20 credits	
Course Exercises Subjects (PBL)	16 credits	Includes credits for the following subjects: <ul style="list-style-type: none"> • Music Theory and Expression • Acoustic Experiments I • Acoustic Experiments II
Transdisciplinary Projects/Platforms		

E. Senior Project

In Year 4, students are required to take Senior Project I and II, which are compulsory.

In Senior Project I and II, students conduct research on a specific theme from the first semester of Year 4, according to the method specified by the course. In mid-February, each course usually holds a Senior Project presentation or an exhibition to present the results of their research. Since Senior Project II requires the completion of Senior Project I, students are required to complete Senior Project I and Senior Project II in that order.

In the case of Senior Project I, only students studying abroad at a partner institution for student exchange can take this subject while studying abroad by receiving research guidance from a faculty supervisor through remote lectures using various media (e.g., webcam).

If students are interested in what kind of research the seniors have done, please ask the class teacher or the Academic Affairs Section of the Student Affairs Division.

F. Subject Details

[Acoustic Design Course] List of Subject Details (KIKAN Education Subjects)

Light gray boxes indicate subjects from Year 2 onwards.

Graduation Requirements	Category	Minimum Credits Required	Subject *1 (The bracketed number to the right of the subject name is the number of credits)	
Graduation Requirements 128	KIKAN Education Subjects 48	1	[Required Subject] KIKAN-Education Seminar (1)	
		2.5	[Required Subject] Interdisciplinary Collaborative Learning of Social Issues (2.5)	
	36 credits in Year 1	KIKAN-Education Seminar	8	English Academic English: Academic Issues (1), Academic English: Global Issues (1), Academic English: Production 1 (1), Academic English: Production 2 (1) Academic English: CALL 1 (1), Academic English: CALL 2 (1) *9, Expert English *10 Academic English: Intensive Course *10 Academic English: Advanced *10
			Subjects for Language and Culture *2	Basic Subjects for Language and Culture
		French French I A (1), French I B (1), French II A (1), French II B (1), French Practice I (1) French III (1), French IV (1), French Practice II (1), French Practice III (1)		
		Chinese Chinese I A (1), Chinese I B (1), Chinese II A (1), Chinese II B (1), Chinese Practice I (1), Chinese: Intensive Course (1) Chinese III (1), Chinese IV (1), Chinese Practice II (1), Chinese Practice III (1)		
		Russian Russian I A (1), Russian I B (1), Russian II A (1), Russian II B (1) Russian III (1), Russian IV (1)		
		Korean Korean I A (1), Korean I B (1), Korean IIA (1), Korean II B (1) Korean III (1), Korean IV (1), Korean Expression I (1), Korean Expression II (1)		
		Spanish Spanish I A (1), Spanish I B (1), Spanish II A (1), Spanish II B (1) Spanish III (1), Spanish IV (1), Spanish Expression I (1), Spanish Expression II (1)		
		Japanese [Subjects for International Students] Japanese I (1), Japanese II (1), Japanese III (1), Japanese IV (1) Japanese V (1), Japanese VI (1), Japanese VII (1)		
Second foreign language		4		
Subjects in Humanities and Social Science	4	[Required Electives] The following subjects are offered in Year 1. Introduction to Philosophy and Thought (2), Introduction to Art Studies (2), Introduction to Prehistory (2), Introduction to History (2), Introduction to Literature and Linguistics (2), Introduction to Anthropology (2), Introduction to Geography (2), Introduction to Sociology (2), Introduction to Psychology (2), Introduction to Contemporary Education (1), Introduction to Fundamentals of Educational Studies (1), Introduction to Law (2), Introduction to Politics (2), Introduction to Economics (2), Introduction to Economic History (2), The Law and Politics of International Society (2)		
*6 Subjects in Science	20	3	[Required Subjects 1] The following subjects are offered in Year 1. Information Science (2), Natural Science Experiments (1)	
		2 or 4	[Required Electives 1] The following subjects are offered in Year 1. (2 credits) → Introduction to Calculus I (1), Introduction to Calculus II (1) (4 credits) → Calculus I (2) Recommend , Calculus II (2) Recommend	

*7		2 or 4	[Required Electives 2] The following subjects are offered in Year 1.				
			(2 credits) → Introduction to Linear Algebra I (1), Introduction to Linear Algebra II (1)				
			(4 credits) → Linear Algebra I (2) <u>Recommend</u> , Linear Algebra II (2) <u>Recommend</u>				
			[Required Electives 3] The following subjects are offered in Year 1.				
			(Students who have already taken physics in high school) → Elements of Mechanics (2) <u>Recommend</u> , Seminar in Mechanics; Elementary Course (1) <u>Recommend</u> , Elements of Electromagnetism (1) <u>Recommend</u> , Seminar in Electromagnetism; Elementary Course (0.5) <u>Recommend</u> , Elements of Thermodynamics (1) <u>Recommend</u> , Seminar in Thermodynamics; Elementary Course (0.5) <u>Recommend</u>				
			(Students who did not complete physics in high school) → Introduction to Mechanics (2), Introduction to Mechanics (Seminar) (1), Introduction to Electromagnetism (1), Introduction to Electromagnetism (Seminar) (0.5), Introduction to Thermodynamics (1), Introduction to Thermodynamics (Seminar) (0.5)				
			Elementary Inorganic Chemistry I (1), Elementary Inorganic Chemistry II (1), Elementary Organic Chemistry I (1), Elementary Organic Chemistry II (1), Elementary Chemical Bonding I (1), Elementary Chemical Bonding II (1), Elementary Chemical Thermodynamics I (1), Elementary Chemical Thermodynamics II (1), Introduction to Biology (2), Basic Cell Biology (2) <u>Recommend</u> , Basic Population Biology (2), Science of Earth and Cosmos (1), Earth Science (1), Design Approach (1), Graphic Science I (1), Graphic Science II (1), General Principles of Technical Drawings I (2), General Principles of Technical Drawings II (2), Computer Programming Exercise(1)				
			[Required Electives 4] The following subjects are offered in Year 1.				
			(Students who have already taken chemistry in high school) → Elementary Inorganic Chemistry I (1), Elementary Inorganic Chemistry II (1), Elementary Organic Chemistry I (1), Elementary Organic Chemistry II (1), Elementary Chemical Bonding I (1), Elementary Chemical Bonding II (1), Elementary Chemical Thermodynamics I (1), Elementary Chemical Thermodynamics II (1), Introduction to Biology (2), Basic Cell Biology (2) <u>Recommend</u> , Basic Population Biology (2), Science of Earth and Cosmos (1), Earth Science (1), Design Approach (1), Graphic Science I (1), Graphic Science II (1), General Principles of Technical Drawings I (2), General Principles of Technical Drawings II (2), Computer Programming Exercise(1)				
			*8		4	[Required Subjects 2] The following subjects are offered from Year 2 onwards.	
Mathematical Statistics (2), Design History A (1), Design History B (1)							
[Elective] Basic Science Experiments (1) <u>Recommend</u>							
Cybersecurity	1	[Required Subject] Primary Course of Cyber Security - How to Survive the Cyber (1)					
Subject for Health and Sports Science	1	[Required Subject] Laboratory of Health and Sports Science (1)					
*5	General Subjects	1				Frontier Subjects	
						Open Subjects	
KIKAN education subjects for students in Year 2 and above	2 *3						
Others	3.5	(Year 1) 1.5				From Subjects for Language and Culture, Subjects in Humanities and Social Science, Subjects in Science, Subject for Health and Sports Science, General Subjects (*4)	
						From Subjects for Language and Culture, Subjects in Humanities and Social Science, Subjects in Science, Subject for Health and Sports Science, General Subjects, KIKAN education subjects for students in Year 2 and above (*4)	
Specialized Subjects 80			For details of specialized subjects, please refer to the "List of Specialized Subjects by Term" on page 53.				

*1 Some subjects are offered in addition to those listed in the table. Please refer to the "KIKAN Education Subjects Registration Guide 2024".

*2 Refer to the "KIKAN Education Subjects Registration Guide 2024" for details on first and second foreign language subjects.

*3 Students must acquire at least 2 credits in upper-year KIKAN Education Subjects in Year 2 or later.

*4 Specialized subjects taken in other courses of the School of Design or other schools in Kyushu University may be included in the "Others" category.

Courses listed as "Subjects for students enrolled by the Departmental Entrance Examination" in Course Basic Subjects may be included in the "Others" category.

*5 For the General Subject and upper-year KIKAN Education Subjects, students should read the subject overview in the "KIKAN Education Subjects Registration Guide 2024" and the syllabus and plan their course of study.

*6 When students want to acquire 2 credits, they must take both "Introduction to Calculus I" and "Introduction to Calculus II." When they want to acquire 4 credits, they must take both "Calculus I" and "Calculus II."

*7 When students want to acquire 2 credits, they must take both "Introduction to Linear Algebra I" and "Introduction to Linear Algebra II." When they want to acquire 4 credits, they must take both "Linear Algebra I" and "Linear Algebra II."

*8 If students take "Basic Science Experiments," the credits earned will be counted as "Other" subjects.

- *9 Students are required to take the "Academic English: CALL 1" in the first semester of Year 1 and the "Academic English: CALL 2" in the second semester of Year 1, mainly through self-study using web-based materials, and to submit a report on their study and an examination at the end of each semester. Grading is based on students viewing the materials on the web, examinations at the end of each semester, and TOEFL-ITP at the beginning of Year 1 and Year 2. There are no fixed class days or class periods.

[Acoustic Design Course] List of Specialized Subjects

Category	Subject	Style	Credit	Classification *1	Minimum no. of credits *2	Hours per week *3																Remark *4
						Year 1				Year 2				Year 3				Year 4				
						S	Sr	F	W	S	Sr	F	W	S	Sr	F	W	S	Sr	F	W	
Design Literacy Subjects	Design literacy basics	Lecture	1	⊙	8	1	2													The term of study depends on the class assigned		
	Basic of Arts I	Seminar	1	⊙		2			4	4												
	Basic of Arts II	Seminar	1	⊙					4	4												
	Basic of Arts III	Seminar	1							4	4											
	Basic of Arts IV	Seminar	1							4	4											
	Design and Humanities	Lecture	1	○		1			2													
	Design and Social Sciences	Lecture	1	○					2													
	Human Science in Design	Lecture	1	○					2													
	Science and Technology in Design	Lecture	1	○					2													
	Design Language I	Lecture	1	○		1						2										
	Design Language II	Lecture	1	○									2									
	Design Case Studies I	Lecture	1	○				2														
	Design Case Studies II	Lecture	1	○									2									
Course Basic Subjects	Physiology of Hearing	Lecture	2	⊙	14			4												Intensive subject		
	Psychology of Hearing	Lecture	2	⊙					4													
	Sound Culture	Lecture	2	⊙				4														
	Theoretical Acoustics, Lecture and Seminar I	Lecture/Seminar	2	⊙				4														
	Theoretical Acoustics, Lecture and Seminar II	Lecture/Seminar	2	⊙					4													
	Acoustic Signal Processing	Lecture	2	⊙				4														
	Digital Signal Processing	Lecture	2	⊙					4													
Course Specialized Subjects	Perceptual Psychology	Lecture	2	○	22			4												◆DF/MD/AD		
	Psychometrics	Lecture/Seminar	2	○						2											◆DF/MD/AD	
	Psychology of Music	Lecture	2	○		2				2											Intensive subject	
	Electrical Engineering	Lecture	2	○					2													
	Electronics	Lecture	2	○						2												
	Information Theory	Lecture	2	○							2											
	Data Analytics	Lecture	1	○					2												◆ED/ID/DF/AD	
	Data Mining I	Lecture	1	○						2											◆ID/DF/AD	
	Data Mining II	Lecture	1	○							2										◆ID/DF/AD	
	Qualitative Research Methods	Lecture/Seminar	1	○		2				2												◆DF/AD
	Comparative Musical Theory	Lecture	2	○						4												
	History of Western Music	Lecture	2	○						4												
	Seminar on Sound Culture	Lecture/Seminar	2	○					4													
	Communication in the Arts	Lecture	1	○						2												◆ED/DF/AD
	Musicology	Lecture	2	○						4	4											
	Auditory Perception and Cognition	Lecture	2	○		2					2											Intensive subject
	Speech Information	Lecture	2	○						4												
	Digital Signal Processing Seminar	Lecture/Seminar	2	○							2											
	Acoustic Media Engineering	Lecture	2	○							4											
	Seminar on Acoustic Media Engineering	Lecture/Seminar	2	○							4											
Practical Application of Theoretical Acoustics	Lecture	2	○	2				4														
Principles and Application of Acoustics Devices	Lecture	2	○						4													
Rating and Control of Noise	Lecture	2	○						4													
Theory of Nonlinear Systems	Lecture	2	○							4												
Acoustics of Musical Instruments	Lecture	2	○							4												

Course Specialized Subjects	Room Acoustics	Lecture	2	○							4					
	Start-ups and Global Disruptors	Lecture/Seminar	1				2									
	Global Design Innovations	Lecture/Seminar	1					2								International Program subjects
	Design Pitching Skills	Seminar	1						2							
	Intellectual Property Rights: Global Perspective	Lecture/Seminar	1							2						
	International Acoustic Design A I	Lecture/Seminar	1								2					Subjects related to the study abroad
	International Acoustic Design A II	Lecture/Seminar	1									2				
	International Acoustic Design A III	Lecture/Seminar	1										2			
	International Acoustic Design A IV	Lecture/Seminar	1											2		
	International Acoustic Design B I	Lecture/Seminar	2								4					
	International Acoustic Design B II	Lecture/Seminar	2									4				
	International Acoustic Design B III	Lecture/Seminar	2										4			
	International Acoustic Design B IV	Lecture/Seminar	2											4		
	Internship I	Experiment/Exercise	1								2		2			Intensive subject
	Internship II	Experiment/Exercise	1								2		2			Intensive subject
Course Exercises Subjects (PBL)	Technical Listening Training I	Lecture/Experiment/Exercise	1			2										
	Technical Listening Training II	Lecture·Experiment/Exercise	1				2									
	Computer Programming for Acoustics	Seminar	2					4								
	Electronic Experiments	Experiment/Exercise	2						4							
	Music Theory and Expression	Lecture/Seminar	2	◎						6						
	Advanced Music Expression I	Seminar	1								4				◆DF/AD	
	Advanced Music Expression II	Seminar	1									4			◆DF/AD	
	Generative Sounds	Seminar	2										6			
	Fundamental Sound Recording and Creation	Lecture·Experiment/Exercise	2								6					
	Environmental Sound Recording and Creation	Lecture·Experiment/Exercise	2									6				
	Acoustic Experiments I	Seminar	2	◎								6				
Acoustic Experiments II	Seminar	3	◎									6				
Transdisciplinary Projects/Platforms	Transdisciplinary Projects A	Seminar	4						8	8	8	8	8	8	Offered in summer and fall quarters	
	Transdisciplinary Projects B	Seminar	4						8	8	8	8	8	8	Offered in summer and fall quarters	

Senior Project	Senior Project I	Seminar	4	◎	8														8	8	
	Senior Project II	Seminar	4	◎																8	8
Depth and Breadth Electives*5	Course Specialized Subjects in own course				12	—															
	Course Exercises Subjects in own courses (PBL)																				
	Course Specialized Subjects in other courses				4																
	Course Exercises Subjects in other courses (PBL)																				

*1 ◎ indicates a required subject, ○ indicates a required elective, and a blank space indicates an elective.
 *2 The table above shows the minimum number of credits to acquire for each subject category and designated subject group. Please follow the instructions in the course guidance.
 *3 The semester/quarter in which the subject is offered is subject to change, including intensive subjects.
 *4 (◆) in the "Remarks" column indicates subjects that are common to some courses.
 *5 The credits for "Course Specialized Subjects" and "Course Exercises Subjects (PBL)" in the "Depth and Breadth Electives" category are the sum of the credits for subjects taken more than the graduation requirements for each subject category of the course the student belongs.

[Acoustic Design Course] List of Specialized Subjects by Semester/Quarter

Year	Semester / Quarter*1	Subject	Style	No. of Credit	Hours	Classification*2
Year 1	Spring	Design literacy basics	Lecture	1	2	◎
	Summer	Design Case Studies I	Lecture	1	2	○
	Second Semester	Technical Listening Training I	Lecture/ Experiment/ Exercise	1	2	
Year 2	First Semester	Electrical Engineering	Lecture	2	2	○
		Technical Listening Training II	Lecture/ Experiment/ Exercise	1	2	
		Music Theory and Expression	Lecture/Seminar	2	6	◎
	Spring/ Summer	Basic of Arts I	Seminar	1	4	◎
		Basic of Arts II	Seminar	1	4	◎
	Spring	Design and Humanities	Lecture	1	2	○
		Human Science in Design	Lecture	1	2	○
		Physiology of Hearing	Lecture	2	Intensive subject	◎
		Sound Culture	Lecture	2	4	◎
		Theoretical Acoustics, Lecture and Seminar I	Lecture/Seminar	2	4	◎
		Acoustic Signal Processing	Lecture	2	4	◎
	Summer	Design and Social Sciences	Lecture	1	2	○
		Science and Technology in Design	Lecture	1	2	○
		Perceptual Psychology	Lecture	2	4	○
		Seminar on Sound Culture	Lecture/Seminar	2	4	○
		Global Design Innovations	Lecture/Seminar	1	2	
		Intellectual Property Rights: Global Perspective	Lecture/Seminar	1	2	
		Computer Programming for Acoustics	Seminar	2	4	
		Fundamental Sound Recording and Creation	Lecture/ Experiment/ Exercise	2	6	
	Second Semester	Electronics	Lecture	2	2	○
		Psychology of Music	Lecture	2	Intensive subject	○
	Fall/ Winter	Basic of Arts III	Seminar	1	4	
		Basic of Arts IV	Seminar	1	4	
	Fall	Psychology of Hearing	Lecture	2	4	◎
		Theoretical Acoustics, Lecture and Seminar II	Lecture/Seminar	2	4	◎
		Digital Signal Processing	Lecture	2	4	◎
		Data Analytics	Lecture	1	2	○
		History of Western Music	Lecture	2	4	○
		Design Pitching Skills	Seminar	1	2	
	Winter	Advanced Music Expression I	Seminar	1	4	
Qualitative Research Methods		Lecture/Seminar	1	2	○	
Comparative Musical Theory		Lecture/Seminar	2	4	○	
Speech Information		Lecture	2	4	○	
Practical Application of Theoretical Acoustics		Lecture	2	4	○	
Principles and Application of Acoustics Devices		Lecture	2	4	○	
Start-ups and Global Disruptors		Lecture/Seminar	1	2		
Advanced Music Expression II		Seminar	1	4		
Environmental Sound Recording and Creation	Lecture/ Experiment/ Exercise	2	6			
Year 3	First Semester	Psychometrics	Lecture/Seminar	2	2	○
		Information Theory	Lecture	2	2	○
		Auditory Perception and Cognition	Lecture	2	Intensive subject	○
		Digital Signal Processing Seminar	Lecture/Seminar	2	2	○
		Electronic Experiments	Experiment/Exercise	2	4	
	Spring	Data Mining I	Lecture	1	2	○

		Communication in the Arts	Lecture	1	2	○
		Rating and Control of Noise	Lecture	2	4	○
		Acoustic Experiments I	Seminar	2	6	◎
	Summer	Data Mining II	Lecture	1	2	○
		Acoustic Media Engineering	Lecture	2	4	○
		Theory of Nonlinear Systems	Lecture	2	4	○
	Second Semester	Acoustic Experiments II	Seminar	3	6	◎
	Fall	Design Language I	Lecture	1	2	○
		Design Case Studies II	Lecture	1	2	○
		Musicology	Lecture	2	4	○
		Seminar on Acoustic Media Engineering	Lecture/Seminar	2	4	○
		Acoustics of Musical Instruments	Lecture	2	4	○
	Winter	Design Language II	Lecture	1	2	○
		Room Acoustics	Lecture	2	4	○
		Generative Sounds	Seminar	2	6	
Year 4	First Semester	Senior Project I	Seminar	4	8	◎
		Senior Project II	Seminar	4	8	◎
	Second Semester	Senior Project I	Seminar	4	8	◎
		Senior Project II	Seminar	4	8	◎
Year 2 Year 3 Year 4	Summer/ Fall	Transdisciplinary Projects A	Seminar	4	8	
Transdisciplinary Projects B		Seminar	4	8		
Year 3 Year 4	Full Year	Internship I	Experiment/ Exercise	1	Intensive subject	
		Internship II	Experiment/ Exercise	1	Intensive subject	

*1 The semester/quarter in which the subject is offered is subject to change, including intensive subjects.

*2 ◎ indicates a required subject, ○ indicates a required elective, and a blank space indicates an elective. Please refer to the "List of Specialized Subjects" for each subject's categories and subject groups.

(6) Matters Common to All Courses

A. Course Guidance Session

Each course will hold a guidance session at the beginning of the school year, so please be sure to attend the guidance session.

B. Course Assignments for Students Admitted Through the Departmental Entrance Examination

In the first semester of the first year, students enrolled through the Departmental Entrance Examination (Geiko Class students) learn basic literacy common to design, and take "Design Case Studies I," a collection of case studies in various design fields. In the second semester of the first year, they can take specialized subjects offered by each course.

During this period, support teachers will introduce the content of each course specialty and conduct several interviews to help students choose a course of study that meets their aptitudes and interests. Students will submit a course preference form.

In determining the course of study, students' wishes will be respected. Advice will be given based on each student's course progress, grades, aptitude, etc., so they can make an informed decision.

The support teachers for students admitted in 2024 are as follows.

[Geiko Class Support Teachers]

Environmental Design Course	Kawamoto Youichi	Assistant Professor	TEL: 092-553-4436 Email: kawamoto@design.kyushu-u.ac.jp
Industrial Design Course	Fuji Tomoaki	Professor	TEL: 092-553-4539 Email: fuji@design.kyushu-u.ac.jp
Design Futures Course	Nagatsu Yuichiro	Associate Professor	TEL: 092-553-4648 Email: nagatsu@design.kyushu-u.ac.jp
Media Design Course	Tou Kiriko	Assistant Professor	TEL: 092-553-4500 Email: toh@design.kyushu-u.ac.jp
Acoustic Design Course	Kawahara Kazuhiko	Associate Professor	TEL: 092-553-4550 Email: kawahara@design.kyushu-u.ac.jp

C. Transfer Course

A transfer course system is available for students who wish to change their main area of specialization as they progress in their studies.

Students who wish to change courses must submit an application for course transfer. The decision on whether the students can transfer courses is based on the following criteria.

1. Admission Examination Results
2. Credit acquisition status and academic performance
3. Other matters deemed necessary by the desired course

The course will be changed if students are granted approval for the change of course. However, graduation requirements for the new course will apply, so students will need to take the required subjects for the new course separately.

D. International Program

Information sessions will be held in April of the first year and the second year to recruit students for the international program.

Students enrolled in the International Program will study abroad in their third year after deciding where to study according to what they want to learn at an overseas university and their career aspirations. Students who complete the program will receive a certificate of completion upon graduation.

Students may apply after completing the study abroad program to have the credits earned during the program recognized as graduation requirements.

[Overview of the Schedule for the International Program]

Year 1	Semester 1	Program Information Session	
Year 2	Semester 1	Program Information Session and Study Abroad Consultation	
	Semester 2	Taking International Program Subjects	Support for Study Abroad Language instruction, coordination of study abroad destinations, etc.
Year 3	Semester 1	Studying Abroad	
	Semester 2		Application for Credit Approval
Year 4	Semester 1	Presentation on Study Abroad Outcomes	
	Semester 2	Issuance of Certificate of Completion	

E. Senior Project in Year 4

Students who meet specific requirements for the Senior Project in Year 4 may receive guidance for the Senior Project in the laboratories of another course. The conditions for acceptance will be notified to students at the beginning of the academic year, so please pay attention to the information provided.

4. About Taking the Subjects

(1) Timetable

The timetable will be distributed at the beginning of the academic year at the Academic Affairs Section, Student Affairs Division (also posted on the website for students at the School of Design). If there are any changes to the timetable during the semester (e.g., changes in class periods or classrooms), please note that they will be posted on the bulletin board in the Student Affairs Division. Please see page 70 for the location of the bulletin board.

Many intensive subjects (classes held intensively on Saturdays, Sundays and during the summer and winter vacations) are held in the middle of the semester.

The dates, times and places of these lectures are decided mid-term. As soon as they are decided, they will be posted on the noticeboard of the Academic Affairs Division.

Please pay particular attention to this information.

Period		1	2	3	4	5
School Hours	Start	8 : 40	10 : 30	13 : 00	14 : 50	16 : 40
	End	10 : 10	12 : 00	14 : 30	16 : 20	18 : 10

<https://std.design.kyushu-u.ac.jp/education/timetable/>



(2) Academic Calendar

The Academic Calendar is posted on the bulletin board of the Student Affairs Division and the website for students at the School of Design.

The schedule includes the start and end dates of classes, summer and winter vacation periods, and days when classes are held on alternative days.

<https://std.design.kyushu-u.ac.jp/education/calendar/>



(3) Subject Registration

1) Students who wish to register for the subjects, please register through the Student Portal System during the registration period indicated on the bulletin board of the Student Affairs Division according to the "Guide to Using the Student Portal" distributed at the time of admission. Please also register for intensive subjects during the subject registration period.

2) At the beginning of the academic year, a guidance session will be held to inform students of the important information regarding the new academic year, so please make sure to attend the session.

(4) Notes on Subject Registration

Students who register for subjects should note the following.

1) Duplicate registration is not allowed for subjects that are offered during the same period in the timetable.

2) In principle, changing subject registration is not allowed after the registration confirmation period.

3) Students who registered for subjects but did not actually take them will receive a failing grade. Please contact the Academic Affairs Section, Student Affairs Division, School of Design during the subject registration confirmation period if students wish to de-register a subject. If students are unable to de-register the subject during this period, they should apply to the Academic Affairs Section, Student Affairs Division, Graduate School of Design, during the subject cancellation period.

4) Students are responsible for registering for subjects based on their course plans, paying attention to the number of credits required for each subject category.

5) In order to ensure study time and receive appropriate credit accreditation, the maximum number of credits that students can register for in one semester (first or second semester) of each academic year is 24 credits, and students who register for an excessive number of subjects that are considered impossible to complete will be given course guidance.

However, students who have earned 80% or more of the credits in the previous year with grades of "A" (excellent beyond the standard) or higher may register for subjects beyond the maximum number of credits by applying to the Dean and obtaining permission.

(5) Cancellation of Classes Due to Natural Disasters

The School of Design has established the necessary measures for canceling classes due to typhoons, snowfall, earthquakes, etc.

https://std.design.kyushu-u.ac.jp/media/cancel_class_due_to_natural_disaster.pdf



(6) Absence from Classes and Examinations

Attendance at classes and regular examinations is checked and managed by the instructor in charge of each subject and is reflected in the assessment.

"Notice of Absence" forms are available in the Academic Affairs Section, Student Affairs Division. It is also posted on the School of Design website for students.

<https://std.design.kyushu-u.ac.jp/education/authorized-absence/>



- 1) If students are absent or late for an unavoidable reason, please contact the subject instructor directly.
- 2) Absences from classes, etc. for the following reasons will be recognized as authorized absences.

- i) When students contracted an infectious disease such as a new strain of influenza (infectious disease as defined in Article 18 of the School Health and Safety Law Enforcement Regulations).
- ii) When there is a risk of contracting an infectious disease such as a new type of influenza, the university instructs students not to attend school.
- iii) When students go to court as a candidate for a judge or when the students are engaged in duties as a judge.
- iv) When a relative within the second degree of kinship dies (in principle, for a maximum of one week).
- v) In the event of a natural disaster or transportation disruption.

Please check with the Academic Affairs Section, Student Affairs Division, for details. Please note that absences for reasons other than those listed above will not be considered authorized absences.

Students may not be treated as absent from classes but may be required to attend make-up classes or submit reports, etc., as instructed by the instructor. Please note that if students fail to take the examination, a follow-up examination may be given under the instructor's instructions. Students must submit a "Notice of Absence" form to be considered an authorized absence.

- 3) If students have an infectious disease such as COVID-19 or influenza, their absence will be excused according to the following procedures.
 - i) Reported on the student portal.
(Student Portal System → Student Support → New Application → Reporting COVID-19 and Influenza cases)
 - ii) Upload the absence form and the medical certificate* (photocopies and photos are acceptable) to the folder for submission.
 - *Diagnosis certificate
 - *Medical bill statement + test results (a photo of the test kit that showed a positive result is also acceptable)
 - * Pharmaceutical statement (only for seasonal influenza)
 - * Pharmaceutical information (Pharmaceutical Information Form) (only for seasonal influenza)
 - *Self-test results (the picture of following items in one screen: the test kit itself, the test kit box, student ID card, and the date and time of the test)
- 4) In the case of absence from regular examinations (except for authorized absences), the Academic Affairs Section of the Student Affairs Division, will contact the teacher in charge of the relevant examination subject if the student notifies the Academic Affairs Section of the Student Affairs Division (092-553-4418) by the start time of the examination.

(7) Prerequisites for Specific Subjects

Please note that the following is a list of related subjects that must be completed before taking specialized subjects.

Course	Subject Name	Requirements and Prerequisites
Environmental Design Course		
	Environmental Design Project C	Students must have completed either Space Design Practice or Environmental Design Project A or B.
	Environmental Design Project D	
	Environmental Design Project E	
	Environmental Design Project F	
	Environmental Design Project G	
	Environmental Design Project H	
Design Futures Course		
	Psychometrics	Perceptual Psychology
	Computer Science II	Computer Science I
	Computer Science III	Computer Science II
Media Design Course		
	Psychometrics	Perceptual Psychology
	Content Design Seminar I	Moving Image Design and Animation Design
	Content Design Seminar II	Game Design

	Creative Thinking	User-Contents Interaction or Real-World Interaction
	Intellectual Property Management	Intellectual Property Laws
Acoustic Design Course		
	Psychometrics	Perceptual Psychology
	Auditory Perception and Cognition	Perceptual Psychology
	Digital Signal Processing Seminar	Digital Signal Processing
	Seminar on Acoustic Media Engineering	Acoustic Media Engineering
	Electronics Experiments	Electrical Engineering or Electronics

(8) Syllabus

The syllabus is designed to introduce to students in advance the objectives of the subject, subject outline, lesson plan, textbooks to be used, grading criteria, etc.

The syllabus is available on the Student Portal. Please read and understand it carefully before registering for subjects to ensure systematic and effective learning.

In principle, the syllabus is prepared and released at the beginning of each academic year, but please note that the content of the syllabus may be changed during the semester at the discretion of the subject instructor. If students have any questions about the syllabus, please contact the Academic Affairs Section of the Student Affairs Division.

<https://ku-portal.kyushu-u.ac.jp/campusweb/top.do>



(9) Examination

There are two types of examinations: regular examinations and supplementary examinations after the regular examinations.

Regular examinations are given at the end of each subject to evaluate students' level of achievement in the subjects.

Supplementary examinations are given to students who are unable to take the regular examination due to illness or other unavoidable circumstances. The instructor in charge of the class will decide whether to conduct a follow-up examination, so students who wish to take a supplementary examination should notify the instructor immediately.

Regular examinations and supplementary examinations are conducted by written examinations. However, depending on the subject, the assessment of works, reports, quizzes, etc., may be substituted for written examinations, so please follow the instructions of the instructor.

(10) Notes on Regular Examinations

The following must be observed when taking regular examinations, etc. (only for written examinations) for subjects offered in the School of Design.

- 1) Students must bring their student identification cards and display them on their desks during the examination period.
- 2) If students lose or forget their student identification card during the examination period, please contact the Academic Affairs Section of the Student Affairs Division before taking the examination and have them issue a notice of non-procession of student ID card.
- 3) Students must follow the instructions of the supervisor at the examination site.
- 4) Students are not allowed to enter the examination room 20 minutes after the start of the examination. Students are not permitted to leave the examination room before 20 minutes have elapsed from the start of the examination.
- 5) Students cannot take the examination if they have not registered for the course at the beginning of the semester.
- 6) Cheating is strictly prohibited. The disciplinary actions against students who cheat in regular examinations, etc., including expulsion from the university, will be strictly enforced in accordance with the relevant rules and regulations.

(11) Confirmation of Grades and Credits Earned

Subject grades are based on the grading criteria described in the syllabus and are evaluated based on the results of examinations and the student's academic performance.

In order to confirm the requirements for completion of the subject, students are responsible for checking their credit acquisition and should always be aware of their subject status.

If students have any questions, please feel free to consult with their academic advisor or the Academic Affairs Section of the Student Affairs Division.

In particular, transfer students who have received approval for previously earned credits and those who have studied abroad should carefully check their earned credits to ensure they are correct.

(12) Period for Confirmation of Grades

The School of Design has a grade confirmation period after the regular examinations. During this period, inquiries regarding grades for subjects taken during the semester should be submitted to the instructor in charge of the subject. **Please note that any inquiries after this period will not be considered.**

The specific period will be announced on the bulletin board in late August for the first semester and in early March for the second semester.

If students are dissatisfied with the results of their inquiry to their academic advisor, they may file an appeal. If students wish to appeal, please contact the Academic Affairs Section of the Student Affairs Division within one week after receiving the response from their academic advisor. **An inquiry/appeal can be made only when there is a clear basis for questioning the grade evaluation. Requests for reevaluation, appeals for relief, or appeals of a pleading nature will not be accepted.**

(13) Grade Point Average (GPA) System

The GPA system is an international grading system adopted by many foreign universities. To calculate the GPA, first convert the grade to a grade point, using the Grade Conversion Table below. For each subject, the total points are obtained by multiplying the grade point by the number of credits of the subject. The GPA is obtained by the sum of the total points for all the subjects divided by the sum of credits acquired from all the subjects. By using GPA, students can accurately grasp the status of their own academic performance and are expected to make appropriate subject plans and study the subjects they have registered for independently and enthusiastically.

1. Grade Conversion Table

Grades			Grade Point
S	Excellent	Excellent, far exceeding the standard (Pass)	4
A	Good	Excellent beyond the standard (Pass)	3
B	Satisfactory	Meets the desired standard (Pass)	2
C	Pass	The minimum standards for receiving credit have been met (Pass)	1
F	Fail	Far below the standard (Fail)	0
W	Withdrawal	Subject cancellation	-
R	Recognition	Certified subjects	-

2. Calculation of GPA:
$$\text{GPA} = \frac{\text{Sum of (Grade Point x number of credits)}}{\text{Sum of (all registered subject credits)}}$$

(Example of GPA Calculation)

Subject Name	Results	Number of Credits (a)	Grade Point (b)	Total Points (a×b)
XXXX	S	2 credits	4	8

AAAA	A	2 credits	3	6
BBBB	B	2 credits	2	4
CCCC	C	1 credit	1	1
DDDD	F	1 credit	0	0
Total		8 credits		19

GPA = 19 / 8 credits = 2.38

3. Subjects not included in GPA calculation

- Subjects that are graded on a "pass/fail" basis without a grade
- Subjects acquired outside the University that are accepted as credits
- Internship I, II (for all courses)
- Senior Project I, II (for all courses)

4. Notes on GPA

If students receive a grade of "F" or "C" in a subject, students may retake the subject. In this case, the grade (GP) will be replaced by the grade obtained by retaking the subject and will be included in the GPA.

If students abandon a subject midway through, students will receive a failing grade of "F," which will be reflected in their GPA. All grades other than "W" (withdrawal) will be listed on the transcript, which students will submit to companies when looking for a job. (An "F" (fail) will also be listed.)

(14) Internship

Internships provide students with practical and training work experience at companies, government agencies, public interest organizations, etc., in order to enhance their practical skills related to their future careers and to think about their vocational aptitude and future planning while experiencing advanced knowledge and skills in their specialized fields.

Students who wish to receive credit for internships should register for the "Internship I" and "Internship II" subjects offered in Year 3 and Year 4.

In addition, a briefing session on "Internships" will be held around the end of April. Students who wish to take this subject should attend. The procedures for the internship will be explained at the briefing session. For more information, please contact the Academic Affairs Section, Student Affairs Division (092-553-4460).

[Internship Process]

- 1) Internship briefing (April to May)
- 2) Research and apply to the companies
- 3) Finalize the company for internship and the period and content of the training (matching)
- 4) Purchase the Personal Accident Insurance for Student Pursuing Education and Research (Gakkensai) and liability Insurance coupled with Gakkensai (Futaibaiseki) for subscribers to Gakkensai or another insurance with the same contents
- 5) Submit the "Pledge Agreement" and "Internship Application Form" (to Academic Affairs Section, Student Affairs Division) (after matching is completed)
- 6) Internship training
- 7) Submit the "Internship Report" (to Academic Affairs Section, Student Affairs Division)
(Submit to the Academic Affairs Section, Student Affairs Division within two weeks after completing the internship)
- 8) Grading (February)

(15) Extension of the Period of Study

The Extension of the Period of Study is a system that allows students, except for those in the Year 4, who wish to complete their courses systematically over a certain period of time beyond the standard course of

study due to circumstances such as disabilities, to take courses systematically as specified by the Faculty Council of the School of Design.

Under this system, the tuition fees to be paid per year until the completion of the program are calculated by dividing the tuition fees for the standard period of study of 4 years by the total number of years, including the approved extended period of study (5, 6, 7, or 8 years).

For details, please contact the Academic Affairs Section, Student Affairs Division.

5. Qualification

(1) Types of Qualifications

Qualification	Requirements
2nd-class Registered Architect/ Registered Wooden Building Architect	<ul style="list-style-type: none"> After graduating with credits in the designated subjects, the applicant must pass the 2nd-class Registered Architect and Registered Wooden Building Architect qualifying examination. No practical architectural experience is required for registration.
1st-class Registered Architect	<ul style="list-style-type: none"> After graduation with credits in the designated subjects, the applicant must pass the 1st-class Architect qualifying examination. A minimum of two years of practical architectural experience after graduation is required for registration.
Registered Interior Planner *Pending application for certification	<p>Applicant must meet all the following:</p> <ul style="list-style-type: none"> Pass the Interior Planner qualifying examination. Graduated with credits in subjects related to interior design and architecture.

A. Subjects Designated for Registered Architect Qualifying Examination

[Department of Design]

Designated Subjects Classification	Designated Subjects	Credits	Required Number of Credits
1. Architectural Design Drawing	General Principles of Technical Drawings I	2	7 credits and above
	Environmental Design Project A	2	
	Environmental Design Project B	2	
	Environmental Design Project D	2	
	Environmental Design Project E	2	
	Environmental Design Project G	2	
	Environmental Design Project H	2	
2. Architectural Planning	Architectural Planning and Design	2	7 credits and above
	Theory of Architectural Space and Design	2	
	Design of Urban Environments	2	
	History of Western Architecture	1	
	History of Modern Architecture	1	
3. Building Environmental Engineering	Architectural Environment Engineering	2	2 credits and above
	Environmental Information I	1	
	Environmental Information II	1	
4. MEP Systems	Theory of Building Equipment Planning	2	2 credits and above
5. Structural Dynamics	Structural Mechanics I	1	4 credits and above
	Structural Mechanics II	1	
	Structural Planning I	1	
	Structural Planning II	1	
6. General Structure of Building	Theory of Building Construction	2	3 credits and above
	Theory of Building Construction Design	2	
7. Building Materials	Environmental Materials I	1	2 credits and above
	Environmental Materials II	1	
8. Building Production	Building Production	2	2 credits and above
9. Building Laws and Regulations	Building Code	1	1 credit and above
10. Related Subjects	General Principles of Technical Drawings II	2	
	Environmental Design Basics I	1	
	Environmental Design Basics II	1	
	Space Design Practice	2	
	Environmental Design Project C	2	
	Environmental Design Project F	2	
	Environmental Integrated Project A	2	
	Environmental Integrated Project B	2	
	Landscape Architecture	2	
	Landscape Planning and Design	2	
	Structural Engineering Laboratory	1	
	Environmental Engineering Laboratory	1	
	Practice of Spatial Information Analysis I	1	
	Practice of Spatial Information Analysis II	1	
	Heritage Field Trips	1	
	Graphic Science I	1	
	Graphic Science II	1	

C. Subjects Required for Registered Interior Planner

[Environmental Design Course]

Subjects	Credits	Required Number of Credits
Introduction to History (KIKAN Education Subjects)	2	A (36-B-C) credits and above
Heritage Studies	2	
Introduction to Art Studies (KIKAN Education Subjects)	2	
Basic of Arts I	1	
Basic of Arts II	1	
Environmental Design Project G	2	
Environmental Design Project H	2	
Design History A (KIKAN Education Subjects)	1	
Design History B (KIKAN Education Subjects)	1	
History of Japanese Architecture	2	
History of Western Architecture	1	
History of Modern Architecture	1	
Design Language I	1	
Design Language II	1	
Design Case Studies I	1	
Design Case Studies II	1	
Architectural Planning and Design	2	
Environmental Design Basics I	1	
Environmental Design Basics II	1	
Environmental Information I	1	
Environmental Information II	1	
Architectural Environment Engineering	2	
Theory of Building Equipment Planning	2	
Environmental Materials I	1	
Environmental Materials II	1	
Structural Mechanics I	1	
Structural Mechanics II	1	
Theory of Building Construction	2	
Structural Planning I	1	
Structural Planning II	1	
Theory of Building Construction Design	2	
Building Code	1	
Theory of Architectural Space and Design	2	
Building Production	2	
General Principles of Technical Drawings II (KIKAN Education Subjects)	2	
Space Design Practice	2	
Graphic Science I (KIKAN Education Subjects)	1	
Graphic Science II (KIKAN Education Subjects)	1	
Structural Engineering Laboratory	1	
Environmental Engineering Laboratory	1	
General Principles of Technical Drawings I (KIKAN Education Subjects)	2	C 2 credits and above
Environmental Design Project A	2	
Environmental Design Project B	2	
Environmental Design Project D	2	
Environmental Design Project E	2	

[Industrial Design Course]

Subjects	Credits	Required Number of Credits
Introduction to History (KIKAN Education Subjects)	2	A (36-B-C) credits and above
Introduction to the History of Science A (KIKAN Education Subjects)	1	
Introduction to the History of Science B (KIKAN Education Subjects)	1	
Introduction to Anthropology (KIKAN Education Subjects)	2	
Introduction to Art Studies (KIKAN Education Subjects)	2	
Basic of Arts I	1	
Basic of Arts II	1	
Design and Humanities	1	
Design and Social Sciences	1	
Human Science in Design	1	
Science and Technology in Design	1	
Social inclusion and design A	1	
Social inclusion and design B	1	
Design History A (KIKAN Education Subjects)	1	
Design History B (KIKAN Education Subjects)	1	
Design Language I	1	
Design Language II	1	
Introduction to Product Design	1	
Industrial Design Foundation I	1	
Industrial Design Foundation II	1	
Design Case Studies I	1	
Design Case Studies II	1	
Environmental Design Basics I	1	B (24-C) credits and above
Environmental Design Basics II	1	
Introduction to Ergonomics	2	
Ergonomics for All Ages and Abilities	1	
Assistive Technologies for Life Activity	1	
Advanced Ergonomics Seminar	1	
Ergonomics Research Project	4	
Environmental Ergonomics	1	
Environmental Physiology	1	
Introduction to Lifescape Design	1	
Practical Theory of Lifescape Design	1	
Lifescape Design Practical Theory and Practice I	2	
Lifescape Design Practical Theory and Practice II	2	
Lifescape Design Theory and Practice I	2	
Lifescape Design Theory and Practice II	2	
Graphic Science I (KIKAN Education Subjects)	1	
Graphic Science II (KIKAN Education Subjects)	1	
General Principles of Technical Drawings II (KIKAN Education Subjects)	2	
Ergonomics Practice I	4	
Ergonomics Practice II	4	
General Principles of Technical Drawings I (KIKAN Education Subjects)	2	C required subject

(2) License for Educational Personnel

The School of Design does not offer teaching courses. To obtain a teaching license, students must earn the necessary credits at a university that offers a teaching course and then apply for a license from the prefectural board of education.

6. Architect Program

The Architect Program is designed to develop human resources with comprehensive design skills, engineering knowledge of architecture and environmental design, and knowledge of culture and art.

Students in the Environmental Design Course are, in principle, registered in this program at the time of admission and begin taking subjects. Students of other courses and those who are admitted by the Departmental Entrance Examination can take the program by registering for the subjects by Year 1 Semester 1.

Students who have completed the program requirements and fulfilled the graduation requirements of their courses will be awarded a program completion certificate.

This program is the successor to the Department of Environmental Design, which is accredited by JABEE as a bachelor's program in engineering. It also corresponds to the bachelor's program of the Environmental Design Program, which is accredited as a bachelor's and master's degree program in architecture.

A. Program Completion Requirement

Students must earn 61 credits or more, including 57 credits from required subjects and 4 credits from electives.

B. Subjects

Subject Category	Subjects	Credits	Subject Type	Remarks
Studio Project	Environmental Design Project A	2	Required	
	Environmental Design Project B	2	Required	
	Environmental Design Project C	2	Required	
	Environmental Design Project D	2	Required	
	Environmental Design Project E	2	Required	
	Environmental Design Project F	2	Required	
	Environmental Design Project G	2	Required	
	Environmental Design Project H	2	Required	
	Environmental Integrated Project A	2	Electives	
	Environmental Integrated Project B	2	Electives	
Core Subject	General Principles of Technical Drawings I	2	Required	KIKAN Education Subject
	Architectural Planning and Design	2	Required	
	Theory of Architectural Space and Design	2	Required	
	Design of Urban Environments	2	Required	
	History of Western Architecture	1	Required	
	History of Modern Architecture	1	Required	
	History of Japanese Architecture	2	Required	
	Architectural Environment Engineering	2	Required	
	Environmental Information I	1	Required	
	Environmental Information II	1	Required	
	Theory of Building Equipment Planning	2	Required	
	Structural Mechanics I	1	Required	
	Structural Mechanics II	1	Required	
	Structural Planning I	1	Required	
	Structural Planning II	1	Required	
	Theory of Building Construction	2	Required	
	Theory of Building Construction Design	2	Required	
	Environmental Materials I	1	Required	
	Environmental Materials II	1	Required	
	Building Production	2	Required	
	Building Code	1	Required	
	Graphic Science I	1	Required	KIKAN Education Subject
	Graphic Science II	1	Required	KIKAN Education Subject
	General Principles of Technical Drawings II	2	Required	KIKAN Education Subject
	Environmental Design Basics I	1	Required	
	Environmental Design Basics II	1	Required	
	Space Design Practice	2	Required	
	Practice of Spatial Information Analysis I	1	Required	
	Practice of Spatial Information Analysis II	1	Required	
	Landscape Architecture	2	Electives	
	Landscape Planning and Design	2	Electives	
	Structural Engineering Laboratory	1	Electives	
Environmental Engineering Laboratory	1	Electives		
Heritage Field Trips	1	Electives		

Chapter 2

Student Life at Ohashi Campus

1. Departments Relevant to Students

	Departments	Responsibilities
Student Affairs Division	Academic Affairs Section	Registration for classes, academic and regular examinations, grade management, certificates ¹ , leave of absence, withdrawal and resume studies, thesis review, classroom booking, part-time lecturer, university entrance examination, research students, public lectures, outreach lectures, etc.
	Student Affairs Section	Admission for School of Design/Graduate School of Design Entrance and tuition fees exemptions, scholarships, study abroad, employment, facilities for extracurricular activities, loaning of equipment, commuter passes ² , consultation service, change of status of residence, etc.
International Office, Faculty of Design		International matters, etc.
General Affairs Division	General Affairs Section	Part-time job procedures within the university
	Planning and Public Relations Section	Geiko website, official SNS, campus experiences, student works, publicity
	Research Support Section	JSPS Research Fellowship for Young Scientists, Research Ethics Education
Financial Affairs Division	Accounting Section	Payment of students' part-time jobs within the university and account registration
	Supplies Section	Notification of after-hours use of facilities
	Preservation Section for Facilities of Ohashi Campus	Registration of electronic locks (Edy) ²

¹ Official Transcript of Academic Records (Japanese and English), Certificate of Enrollment (Japanese and English), Certificate of Prospective Completion (Japanese and English), and Student Fare Discount Certificate for Commuter Passes are issued by automatic machines.

² The application form (Edy Application Form for Registration (Excel)) for registering electronic locks can be downloaded from the website for students of the School of Design.

<https://std.design.kyushu-u.ac.jp/life/electroniclock/>



2. Academic Procedures

(1) Standard Period of Study and Limitation Period

	Standard Period of Study	Maximum Period of Study
Bachelor program	4 years	8 years
Master's program	2 years	4 years
Doctoral program	3 years	6 years

The leave of absence period is not included in the period of study.

(2) Leave of Absence, Resume Studies, and Withdrawal

Forms for Leave of Absence, Resume Studies, and Withdrawal are available from the Academic Affairs Section. They are also available on the website for students of the School of Design.

<https://std.design.kyushu-u.ac.jp/education/leave-reinstatement-withdrawal/>



A. Procedures for Leave of Absence

Students who are unable to study for more than two months due to illness or financial reasons may take a leave of absence with the permission of the Dean of the School of Design. To take a leave of absence, please consult with the class teacher or academic supervisor and submit an "Application for Leave of Absence" to the Academic Affairs Section. In case of illness, please also submit the doctor's diagnosis.

[Application Period]

If students wish to take a leave of absence for the first semester (from April 1), please apply by the end of February.

If students wish to take a leave of absence for the second semester (from October 1), please apply by the end of August.

Please note that if students apply for a leave of absence before the start of each semester, the tuition fees for the period of the leave will be exempted. However, if students apply for a leave of absence after the start of the semester, the tuition fee for that semester will not be exempted.

B. Procedures for Resume Studies

If students wish to return to the university during the leave of absence, please submit an "Application to Resume Studies." If the leave of absence has expired, please submit the "Notification of Resume Studies."

[Application Period]

If students wish to return in the second semester (from October 1), please apply by the end of August.

If students wish to return in the first semester (from April 1), please apply by the end of February.

C. Procedures for Withdrawal

If students wish to withdraw from the university, please consult with the class teacher or academic supervisor and submit an "Application for Withdrawal" to the Academic Affairs Section. However, the withdrawal will not be permitted if the tuition fees have not been paid.

[Application Period]

If students wish to withdraw at the end of the first semester (September 30), please apply by the end of August.

If students wish to withdraw at the end of the second semester (March 31), please apply by the end of February.

(3) Procedures for Changing Your Current Address, Phone Number, E-mail Address, Domicile, Guarantor or Guarantor's Address, Family Name, and Residence Card

If students change their current address, mobile phone number and e-mail address, they can update the changes at the Student Affairs Section, Student Affairs Division, or through the Student Portal. If students change their domicile, guarantor or guarantor's address, family name, or residence card, please notify the Student Affairs Section, Student Affairs Division.

(4) Payment of Tuition Fees

Tuition fees for each semester must be paid during the following period. The tuition fees for the second semester can be paid together with the first semester tuition upon request.

- A. Payment Periods** 1st semester: Apr 1 - May 31
 2nd semester: Oct 1 - November 30
- B. Payment Method** Bank transfer from the student's or parent's / guarantor's
 bank account to the university's bank account

Note:

In principle, tuition fees must be paid by bank transfer. If for some reason, it is difficult to pay the tuition fee by bank transfer, students may pay the fee by counter banking (transfer from the counter of the bank to the university's account).

If students do not pay the tuition fee within the period above, the university will send a reminder to students and their guarantors to pay immediately. If the tuition fee is not paid, students will be expelled.

If students have any questions about tuition payment or procedures, please contact the Revenue Section, Accounting Division, Finance Department, Kyushu University (+81 (0)92-802-2352).

(5) Notification of Travel Overseas

Students who plan to travel outside of Japan must report to the Student Affairs Section at least 10 days prior to the scheduled date of travel using the following Forms. Also, students must inform their academic supervisor (or class teacher for students before being assigned to a laboratory) of 1) the purpose of the travel 2) the destination 3) the duration 4) their emergency details, by e-mail or other means and ask for a reply. The reply from their academic supervisor must be uploaded to Forms.

School of Design, Graduate School of Design Student Web Site

<https://std.design.kyushu-u.ac.jp/>

→ Student Support → Traveling Overseas Notification



After returning to Japan, please contact the Student Affairs Section (E-mail: gkggakuseijimu.kyushu-u.ac.jp).

(6) Other Procedures

In addition to the procedures mentioned above, there are several other procedures that students need to follow. Please refer to the following list. If students have any questions, please feel free to ask the staff of the Student Affairs Division.

Notices and Use of Facilities

Category	Section	Date	Remarks
Application for permission to post notices		Anytime	Can be posted in Building 7
Application for permission to use facilities	Students Affairs Division, Student Affairs Section	3 days before the day of use (excluding Saturdays, Sundays, and public holidays)	In case of applying for the use of facilities for a club activity, etc.
			On Saturdays, Sundays, and public holidays (excluding the use of laboratories)
Notification of on- and off-campus events		Anytime	Please contact the supervisor
Notification of after-hours use of facilities	Financial Affairs Division, Supplies Section	By 17:00 on the day	In case of using laboratories after 21:00

3. Introduction of Class Teachers

Class teachers will help students with any questions or concerns they may have during their four years of student life so they can concentrate on their studies. If students have any concerns or worries about their university life, please feel free to consult with the class teacher. They will give you helpful advice.




Class teachers for students entering in 2024 are as follows.

Environmental Design Course	Kawamoto Youichi	Assistant Professor	TEL: 092-553-4436 Email: kawamoto@design.kyushu-u.ac.jp
Industrial Design Course	Saito Toshifumi	Associate Professor	TEL: 092-553-4638 Email: saito@design.kyushu-u.ac.jp
Design Futures Course	Kuriyama Hitoshi	Associate Professor	TEL: 092-553-4471 Email: kuriyama@design.kyushu-u.ac.jp
Media Design Course	Inoue Kouhei	Associate Professor	TEL: 092-553-4415 Email: k-inoue@design.kyushu-u.ac.jp
Acoustic Design Course	Inoue Naohisa	Assistant Professor	TEL: 092-553-4549 Email: n-inoue@design.kyushu-u.ac.jp

4. Communication of Information for Students at Ohashi Campus

(1) Dissemination of Information

The university will inform students of important information regarding classes and student life as follows. Please check the following locations at least once a day.

Methods	Location		
Student Portal System	How to use https://www.kyushu-u.ac.jp/ja/faculty/class/learning/portal 	From PC https://ku-portal.kyushu-u.ac.jp/campusweb/login_shibo.do 	From mobile phone https://ku-portal.kyushu-u.ac.jp/campusweb/sptop.do 
	<p>*If students change their address or contact information, they can update the changes at the Student Affairs Section, Student Affairs Division, or through the Student Portal.</p> <p>*Emails from the Student Portal are sent to the email address allocated by the university by default. Please forward this to the frequently used email address to check them regularly.</p>		
Student Affairs Division Bulletin Board	In front of the Design Commons (for information on classes, tuition fees, student life, employment, study abroad, etc.)		
Course Bulletin Board	The common to all courses: 1st floor, Multi-purpose Building Environmental Design Course: 2nd floor, Building 2 Industrial Design Course: Lobby, 2nd floor, Building 1 Design Futures Course: 1st floor, Building 7 (tentative) Media Design Course: 2nd floor, Building 5 Acoustic Design Course: 1st floor, Building 3		

Please provide the Student Affairs Section of the Student Affairs Division with the home or mobile number so that students can be contacted directly for urgent matters.

Information	Dissemination Methods
Cancellation of classes, changes in timetable and classrooms, makeup classes, intensive subjects, examinations	- Student Portal - Bulletin Board in front of the Design Commons (Information related to class)
Reports, assignments, other class-related information	- Bulletin Board in front of the Design Commons (Information related to class) - Course and Department Bulletin Board
Information from department and supervisors	- Course and Department Bulletin Board
Payment of tuition fees, exemption from tuition fees, communication about student life, scholarships	- Bulletin Board in front of the Design Commons (Information related to tuition fees and student life)
Scholarships for international students, information for international students, students studying abroad	- Bulletin Board in front of the Design Commons (Information related to international students and study abroad) - Student Portal - HP of Kyushu University Global Gateways
Employment information	- Bulletin Board in front of the Design Commons (Information related to employment) - Course and Department Bulletin Board
Competitions, open call, events, etc.	- Bulletin Board in front of the Design Commons (Information related student life) - Course and Department Bulletin Board

(2) Handling of Mails

The university does not handle mails addressed to individual students or courier services. Please direct mails to deliver to the home address. Mails addressed to recognized student clubs will be placed in the mailbox of each club at the Student Affairs Division. Please check the mailbox regularly.

(3) Handling of Calls

The university does not take personal calls for students. It is the student's responsibility to establish a method of contact in case of emergency.

5. Issuance of Certificates

(1) Student ID Card

The student ID card is an important form of identification. It is necessary for taking examinations, adding or changing subject registration, checking grades, and obtaining a commuter pass or student discount card. **Please carry at all times and handle with care to prevent loss or damage.**

In case of loss or damage, please report it to the Student Affairs Section of the Student Affairs Division as soon as possible and have it reissued. A reissue fee of 2,000 yen will be charged.

The student ID card can be used until graduation. However, a new student ID card will be issued if the student is in the university beyond the standard period of study (valid for one year).

(2) Commuter Pass

When purchasing a commuter pass for public transportation, students need to submit a commuter certificate. A form that also serves as an application form for purchase is available at the Student Affairs Section of the Student Affairs Division. Please fill out the form and submit it with the student ID card.

(3) Issuance of Certificates at the Automatic Machine

Certificate of Enrollment, Official Transcript of Academic Records, Certificate of Prospective Completion, Health Certificate, and Student Fare Discount Certificate for Commuter Passes can be issued from the automatic machine located on the Ohashi campus at the Student Affairs Division. Students must apply online in advance. For more details, please refer to the following university website.

Kyushu university website: Certificates

<https://www.kyushu-u.ac.jp/en/education/procedure/certificate>



Please note the following points when using the Student Fare Discount Certificate.

The certificate can be used when students intend to travel by JR train for the following purposes:

- Returning home for holiday or personal matter
- Regular educational activities such as laboratory work, practical training, and examinations
- Special educational activities approved by the university or extracurricular educational activities related to physical education or culture
- Examination for employment or advancement to higher education
- Participation in any field trip or event deemed appropriate by the university
- Treatment of injuries and illnesses or other problems that may interfere with the student's studies
- Accompanying parents on trips

Students who wish to travel **more than 100 km one way** by rail, ship, or bus may purchase a 20% discounted ordinary ticket, valid for three months from the date of issue.

A single certificate can be used to purchase a round trip ticket. Please do not misuse the certificate.

6. Consultation on Student Life, Study, and Employment Guidance

(1) Academic Consultation

If students have any questions or concerns about the curriculum of the School of Design or ways to register the subjects, please do not hesitate to consult with the staff of the Student Affairs Section of the Student Affairs Division. If necessary, they will contact the faculty members-in-charge of the class to discuss individual problems that may arise. In addition, the School of Design assigns a class teacher (see page 70) to each course.

(2) Consultation Services

If students have any questions, requests, or uncertainty about who to ask, please feel free to contact the Student Affairs Section of the Student Affairs Division (10:00 to 16:00).

(3) Office Hour System

As part of our educational reform, we have established an “office hour” system. We encourage students to make full use of this system.

It is designed to strengthen relationships between faculty members and students and to help students feel at ease during their studies. Each faculty member sets a certain time (about 90 minutes) during “office hour” on a day that is convenient for them. Students can consult with faculty members from any course or department, regardless of which course or department they belong to. The “office hour” of each faculty member will be indicated in the syllabus.

Please visit the faculty member's laboratory to consult with them when needed. Students can also use the telephone or e-mail to contact them.

(4) Harassment Consultation

Kyushu University has counselors available to respond to complaints about harassment. Consultations with the counselors can be made in person, by telephone, by letter, or by e-mail. Consultations can be made not only with the victim themselves but also with someone who has been consulted by the victim or with a witnessing third party.

Students' privacy will always be protected, and students will never be penalized for the consultation. For more information, please refer to the Kyushu University website.

<https://www.kyushu-u.ac.jp/ja/university/publication/harassment> (Japanese only)



(5) Study Abroad

Kyushu University encourages students to study abroad through inter-university or inter-departmental student exchange agreements in order to nurture students with an international outlook.

For the exchange program, the period of study is up to one year, with the exception of some student exchange partner universities. Students do not have to pay tuition fees, examination fees, or admission fees to the host university at their destination as long as students are enrolled at Kyushu University and pay the tuition fees.

In addition, the credits earned at the host university and the period of study will be treated as graduation requirements at Kyushu University. However, the School of Design will decide to what extent the credits will be approved (credit transfer).

Students who study abroad at non-partner universities are required to pay tuition fees to the host university. Depending on the length of the study abroad period, it may be necessary to take a leave of absence. As in the case of exchange programs, the credits earned are subject to review and approval.

(English Community Space)

Since 2014, the English Community Space has been established on the Ohashi Campus as an initiative to promote internationalization, and Japanese and international students have been engaging in multicultural exchange through various events. The idea behind the English Community Space is to promote multicultural exchange in the same way as Japanese "nabe" cooking, a dish with a mixture of various ingredients.

Information on these events will be posted on the Student Portal, so please feel free to join the events.

(GEIKO GLOBAL International Exchange Portal Site)

The School of Design has set up a portal site to support students from abroad and students who wish to study abroad at the university. You can find information on preparation and procedures for studying abroad, as well as testimonials from students who have studied abroad.

<https://www.design.kyushu-u.ac.jp/en/international/>



Please contact the Student Affairs Division for more information about exchange programs.

[Contact]

Student Affairs Section

TEL: +81 (0)92 - 553 - 9489

E-mail: gkggakusei@jimu.kyushu-u.ac.jp

Academic Affairs Section

TEL: +81 (0)92 - 553 - 4460

E-mail: gkgkyomu@jimu.kyushu-u.ac.jp

For more information about studying abroad, please refer to the following:

<p>Information on study abroad: Global Gateways https://www.isc.kyushu-u.ac.jp/intlweb/study (Japanese only)</p> 	<p>Partner institutions https://www.isc.kyushu-u.ac.jp/intlweb/agreeview/worldmap.php?en=1</p> 
<p>Graduate School of Design Website https://www.design.kyushu-u.ac.jp/en/home/</p> 	<p>Geiko Global https://www.gg.design.kyushu-u.ac.jp/en</p> 

(6) Geiko Student Supporters

A support team consisting of Japanese students and senior international students will help new international students to start their life in Fukuoka smoothly. Being a supporter is a valuable opportunity for international exchange in Japan and a great way to improve foreign language skills and broaden international perspective. If students have any questions about the Geiko Student Supporters, please contact the International Office.

International Office (3F, Administration Building)

TEL: +81 (0)92-553-4652

E-mail: intl-ofc@design.kyushu-u.ac.jp

7. Others

(1) Regular Health Checkups for Students

In April each year, regular health checkups are held in the hospital and Ito campus. Please make sure to go for health checkups. Annual health checkups are required by the School Health and Safety Act. The health certificate is necessary for job hunting. The university will not be able to issue the certificate if students have not had a medical health checkup. Students who have undergone a regular health checkup can receive a Health Certificate (free of charge) from an automatic issuing machine.

Center for Health Sciences and Counseling Website

<https://www.chc.kyushu-u.ac.jp/~webpage/english/?mode=pc>



(2) Employment Support

In the School of Design, each department has a faculty member-in-charge of employment who provides counseling, guidance, and support. Job offers can be viewed in the file located in the Student Affairs Division. Job hunting in the School of Design

- a. Necessary information on job hunting will be provided through the Student Portal or on the bulletin board, and in some cases, it will be distributed by the Student Affairs Section of the Student Affairs Division.
- b. Information on job fairs, internships, events, and other information unique to the School of Design will be regularly distributed and updated through the Student Portal.
- c. For job offers at Kyushu University (Departments not specified), students can use the Kyushu University Career Support System to search for information on jobs and the list of alumni. However, students need to register to use this system. The list of alumni is also available at the Student Affairs Section of the Student Affairs Division.
- d. If students have any questions about the job search, they can seek advice on the Ohashi campus, on Monday and Wednesday from 12:20 to 16:40. Students can make an appointment through the Kyushu University Career Support System. The Career and Scholarship Support Division of the Student Affairs Department has been established at Kyushu University to provide general support for job-hunting activities, including (1) holding job-hunting guidance and support events, (2) providing various types of job-hunting information, and (3) assigning job-hunting counselors (counselors are dispatched to Ohashi Campus every Monday and Wednesday from 12:20 to 16:40).

<https://www.kyushu-u.ac.jp/en/education/employment/foreign>



(3) Traffic Regulations on Campus

A. Vehicle Entry

In principle, students are not allowed to enter campus by car. Exemptions may be made for students with physical disabilities and working adult graduate students. If students wish to do so, please contact the Student Affairs Section.

If students wish to enter the campus to deliver experimental equipment temporarily, please submit the application form for Temporary Entry Permit to the Student Affairs Section at least 3 days before and obtain approval.

B. Bicycle Parking

Bicycles and motorbikes must be parked in the designated parking areas so that they do not interfere with traffic or educational/research activities on campus. Bicycles and motorbikes that are parked in violation of this rule will be subject to regular enforcement and severe punishment, such as deflation of wheels.

Please refer to the “Bicycle/Motorbike Parking” at the School of Design website for students below.

<https://std.design.kyushu-u.ac.jp/life/>



(4) Notes on Student Life

The Student Handbook is distributed to students at the time of enrollment to help them avoid and deal with problems in their daily lives.

Please refer to it in case of emergencies. It can also be downloaded from the website.

Kyushu University Website

<https://www.kyushu-u.ac.jp/ja> (Japanese only)

Campus life handbook

https://www.isc.kyushu-u.ac.jp/intlweb/cmn/data/pdf/Campus_Life_Handbook2018_EN.pdf

List of Contact Details for Advice on All Aspects of Student Life

Contact	Phone Number	Contents of Consultation
Student Affairs Section	092-553-4586	General consultation
Security Office in Ohashi Campus	092-553-4428	Emergency calls for incidents and accidents on holidays and at night
Center for Health Science and Counseling Ohashi Branch	092-553-4581	Health Consultation
Student Support Division	092-802-5961	Malicious solicitations, sightings of drugs, etc.
Student Counseling Section	092-802-5881	General advice on student life and study
Fukuoka City Consumer Affairs Center	092-781-0999	Contract problems, malicious business
Ms. Relief Line	092-632-7830	Consultation on crimes targeting women (Fukuoka Prefectural Police)

8. How to Conduct Proper Research

What is “conducting research”? Before beginning the research, it is first necessary to find out what research has been done on the subject and what is known. First of all, students need to check the results and research achievements of their predecessors who have studied the same or similar subject as their research subject. Students should not ignore the work of their predecessors or only quote what suits them.

For more information on how to conduct proper research, please refer to the following URL on the Kyushu University website.

<https://www.kyushu-u.ac.jp/ja/research/ethics/propulsion/>



In addition, based on the guidelines set by the Minister of Education, Culture, Sports, Science and Technology, Kyushu University provides “Research Ethics Education” through e-learning. When students receive a notification on the student portal, please take the course promptly and submit the certificate of completion.

9. Club Activities

Club activities are voluntary, organizational, and continuous activities conducted by students outside the classes, and the university recognizes them for their purpose and content.

For more information, please refer to the “Student Activities” at the School of Design website for students below.

<https://std.design.kyushu-u.ac.jp/life/>



Formation of Groups (Club Activities), etc.

Category	Section-in-Charge	Date	Remarks
Application for permission to form a student organization	Student Affairs Section	Anytime	Please attach the constitution and list of members.
Application for permission to continue student organization		By the end of March	

10. Use of Ohashi Campus Facilities

The Ohashi Campus is equipped with the following welfare and extracurricular educational facilities. Please refer to the Appendix at the end of this book for the layout of the facilities.

(1) Design Commons

The "Design Commons" is a facility to support student learning, with a cafeteria and a shop on the ground floor. The Center for Health Sciences and Counseling Ohashi Branch is located on the second floor. The active learning space on the second floor can be used when it is not being used exclusively for events.

For more information, please refer to the following URL:

<Manly>

<https://instagram.com/manly.kyushu.university>
(Japanese only)



<coop>

<http://www.coop.kyushu-u.ac.jp/>
(Japanese only)



(2) Center for Health Sciences and Counseling Ohashi Branch

When students enroll in university, they may experience significant changes in their physical and mental health due to changes in their lifestyle and living environment. The university has established the Campus Life and Health Support Center, staffed by doctors, nurses, and clinical psychologists, to provide health checkups, health counseling, emergency treatment, and psychological counseling.

For more information, please refer to the following:

<http://www.chc.kyushu-u.ac.jp/~webpage/english/>



(3) Resting Room for Women

A resting room for women is available on the second floor of the Design Commons for female students and faculty members who need to rest temporarily for reasons such as health problems.

Please contact the General Affairs Section of the General Affairs Division on the second floor of the Administration Building to use this room.

General Affairs Section of the General Affairs Section TEL: +81 (0)92-553-4400

(4) Design Library

The purpose of the Design Library is to collect, organize and preserve books, journals and documents necessary for education and research, and make them widely available for academic research and study. In the academic year 2022, the building underwent a renovation to improve the aging facilities and enhance its functions. The new library, after the renovation, had its grand opening on June 29, 2023. The "Audio-Visual Lounge" with excellent soundproofing and the

"Active Learning Corridor," a learning space that allows for conversation, were newly installed and are now available for use.

Please visit the Design Library website for information on the library's services, opening schedule, and events.

Design Library Website

<https://www.lib.kyushu-u.ac.jp/en/libraries/design>



Reception desk of the Design Library TEL: +81 (0)92 – 553 – 4427

(5) Design Workshop

The workshop is used for the production of artworks and design projects, with the aim of acquiring sensitivity to materials and expressive ability, which are important in modeling and design.

The three-story workshop has more than 10 workrooms, including a large workshop, a general workshop, and a welding workshop, each of which is equipped with a wide range of machines for woodworking, metalworking, assembly, and painting.

There are currently more than 20 different types of equipment, more than 100 hand-held power tools, and a wide range of hand tools such as chisels, saws, and hacksaws.

The workshop is equipped with many tools and machine tools. Thus, a certain amount of risk is involved, and experience and skill are required. When using the workshop, please read the following instructions carefully and understand the instructions given by the faculty member or workshop staff.

A. Notes on Use

Basic Safety Precautions

The starting point for safety in practical work is a well-planned preparation for the materials and work content. It is also essential to wear appropriate clothing, know which equipment to use for each task, and have a reasonable sense of tension. While working in the workshop, pay attention not only to own safety but also to others' safety. The work environment needs to be tidy and orderly to avoid injuries and accidents.

a) Clothing

Please wear comfortable clothing suitable for practical work, such as long sleeves and long pants with no cuffs or hems. Short pants, skirts, and other clothing that may compromise safety will not be permitted.

- Work clothes can get dirty with oil, paint, dust, cutting chips, etc.
- When using towels, etc., do not hang them around the neck or waist. Please place them in a pocket or on the worktable. Pendants, neckties, etc., should also be removed as there is a high risk of being caught in the rotating machinery.
- Shoes with slippery soles or sandals are not allowed in the workshop.
- Tie up long hair or use a work cap

b) Working in the Design Workshop

The workshop contains many tools and machines, ranging from simple hand tools to NC machines that automatically perform complex operations. These tools and machines can be used safely by following the correct operating procedures and understanding how they work. However, carelessness, negligence, incorrect knowledge, or incorrect operating procedures can not only damage the equipment but also lead to serious accidents involving the user and other workers in the vicinity.

Before using any of the equipment in the workshop, students must be instructed by a faculty or workshop staff member. Even if students have received instructions, they must obtain permission from the faculty member-in-charge or workshop staff before using the equipment.

- Do not use machines or equipment without permission from the faculty member-in-charge or workshop staff.

- Always ask the faculty member-in-charge or workshop staff for advice about preparation and work procedure before starting the project or work.
 - Keep the work area free of clutter and remove unnecessary materials, tools, and other objects before starting the work.
 - Incorrect operation of machine tools can lead to severe accidents. Know the operating methods before starting the work.
 - When two or more people are working together, make sure to signal each other to ensure mutual safety before operating the machine.
 - To prevent accidents, students other than those using the machine should stay away.
 - Always wear safety gear to protect from falling objects, high temperature cut pieces, or other hazardous materials, according to the type of work or condition.
 - After the work is done, clean the floor, machines, and equipment used. Once cleaning is done, inform the faculty member-in-charge or the workshop staff and obtain permission to leave.
 - If students do not follow the instructions or their behavior is extremely unsafe, they may be asked to leave the workshop.
 - If students wish to use the workshop during after-hours, they must obtain the faculty member-in-charge's approval.
- * Please refer to the next section, "B. Procedure for Using the Workshop," for procedures and precautions when using the workshop.

c) Color Coding for Machinery Classification

In the workshop, machine tools are color-coded according to the degree of danger, as shown below, and colored stickers are placed on each machine's controls or power switches. Some machines require experience and skill to operate. Hence, please discuss with the faculty member-in-charge or workshop staff beforehand and use the machine with their permission or in their presence and under their guidance.

- (Red) Highly dangerous, requires specialized knowledge and experience, and in principle, only relevant faculty or workshop staff members are permitted to use it.
- (Orange) Highly dangerous, requires advanced knowledge and experience, and use is permitted only in the presence of a relevant faculty member or workshop staff.
- (Yellow) Dangerous depending on the usage, requires a certain amount of knowledge and experience, and use is permitted under the guidance of a relevant faculty member or workshop staff.
- (Blue) With basic knowledge and experience, use is permitted upon when the request is made to the relevant faculty member or workshop staff.

If students have any questions about the color coding of the equipment or the requirements, please ask faculty member-in-charge or workshop staff.

B. Procedure for Using the Workshop

The workshop is a shared facility for all students. Please be careful when using it, and share tools, machines, and workspace with others. Please read the whole section ((5) Design Workshop) before using the workshop and apply for use after understanding the guidelines, precautions and procedures well.

a) Opening Hours of the Design Workshop

- The workshop is open from 9:00 to 17:00 on weekdays (closed at 16:30 on Fridays). Please stop work 30 minutes before closing time and start cleaning the work areas and equipment used.
- The workshop is closed during the lunch hour (12:00 to 13:00) on weekdays. The use of any machine or tool is prohibited during this hour.
- The workshop is closed on Saturdays, Sundays, National Holidays, and Year-end and New Year holidays.
- Please note that the workshop may not be available due to maintenance or other reasons, even during the available times listed above.

b) Use of Workshop Other Than Class Purpose

During opening hours (weekdays from 9:00 to 17:00, closed at 16:30 on Fridays)

- If students wish to use the facility during opening hours, please apply from the following URL in advance.

<https://forms.gle/wJJPkFgso5dh5QsM6>



- If there is a class using the workshop during the same period, the class will take priority.
- Before using the workshop, please confirm the application’s approval from the following URL.

<https://bit.ly/31MIGWF>



- Depending on the work to be done and the machines to be used, a meeting with the supervisor or the workshop staff may be necessary.

After-hours use (after 17:00 on weekdays, after 16:30 on Fridays, and holidays)

- If students wish to use the workshop after hours, please submit an application form to the Workshop Management Office by 17:00 on the day before the day of use. If students wish to use the workshop on the first day after a holiday, they must submit the form before the holiday.
- Students can continue to work after 17:00 (16:30 on Fridays) to 20:00 under the supervision of the faculty member-in-charge.
- The faculty member-in-charge is responsible for returning the key to the workshop.

All other matters are subject to the terms and conditions for use during these hours. For more information, please refer to the “Safety Rules and Regulations in the Design Workshop” at the School of Design website for students below.

<https://std.design.kyushu-u.ac.jp/life/designworkshop/>



**(6) Guide to the Use of the Information Infrastructure Office
(Information Infrastructure Initiative Ohashi Office)**

A. Introduction

The Information Practice Room and the Computer Room in the Information Infrastructure Office are available for students to freely use outside of class hours for study, such as writing reports and gathering information. In the Black Room, students can create, edit, and view video and audio works.

B. Location and Hours of Educational Terminals

The information on the Information Practice Room, Information Study Room and Black Room are as follows. PCs will be installed in the Computer Room and Black Room from September 2024.

Table 1 Available Rooms

Information Practice Room and Computer Room

Room	Number of Seats	Number of PCs	Remarks
Information Practice Room(1st floor)	32 (incl. lecturer’s seat)	0 Assuming use of bring-your-own terminals	Priority to Classes
Computer Room (2nd floor)	24 (incl. lecturer’s seat)	24 (one of them is for the lectures)	

Black Room

Room	Number of Seats	Number of PCs	Remarks
Black Room 1 (2 nd floor)	3	1	The room is a soundproof room, which enables advanced editing of video and audio works.
Black Room 2 (2 nd floor)	3	1	

Table 2 Available Time

Information Practice Room and Information Study Room

Month	Weekdays	Saturdays, Sundays, Holidays
Apr – Jul, Oct – Feb	9:00 – 20:50	Close
Aug, Sep, Mar	9:00 – 16:50	Close

Black Room

Month	Weekdays	Saturdays, Sundays, Holidays
Jan – Dec	9:00 – 16:50	Close

C. How to use

○Information Practice Room and Computer Room

The rooms may be used freely outside of class hours.

○Black Room

The Black Room can be used after making a reservation at the following URL.

<https://www.imo.design.kyushu-u.ac.jp>

→ (2023. 06. 28) ブラックルームの運用開始 (利用案内) について



D. Notes on Usage

- Do not use the room for any purpose other than research and education.
- Do not leave valuables unattended.
- Notices of temporary closures, etc., will be posted near the entrance of the building and on the following website of the Information Infrastructure Office.

Information Infrastructure Office

<https://www.imo.design.kyushu-u.ac.jp/>

(Japanese only)



(7) Physical Education Facilities

The following physical education facilities are available on Ohashi Campus.

The priority of using these facilities is given to classes and official clubs. Therefore, in principle, students are not allowed to use the facilities when they are being used by classes or official clubs.

A. Gymnasium

The opening hours are as follows:

Weekdays 9:00 to 21:00

Saturdays, Sundays, and holidays

The gymnasium is not open. However, if students wish to use it, please make a request to the Student Affairs Section of the Student Affairs Division at least three days before the day of use (excluding Saturdays, Sundays, and holidays).

B. Multipurpose Sports Field

If students wish to use the multipurpose sports field on Saturdays, Sundays, or holidays, please apply to the Student Affairs Section of the Student Affairs Division at least three days before the day of use (excluding Saturdays, Sundays, and holidays).

C. Tennis Court

If students wish to use the tennis courts on Saturdays, Sundays, or holidays, please apply to the Student Affairs Section of the Student Affairs Division at least three days before the day of use (excluding Saturdays, Sundays, and holidays).

11. Safety Guide

This handbook contains a copy of the Safety Guide. For more information, please refer to the School of Design website for students.

School of Design, Graduate School of Design Student Web Site

<https://std.design.kyushu-u.ac.jp/>

→ Student Support → Campus Life Handbook



(1) Safety Precautions Regarding Campus Life and Research Activities

A. General Safety

- a) Be aware of the location of fire extinguishers, fire hydrants, fire alarms, emergency telephones and evacuation devices, and be familiar with their operation.
- b) Secure any equipment in student rooms and laboratories that may fall over during an earthquake.
- c) Keep laboratories, experiment room and practice room neat and tidy at all times.
- d) If students have no choice but to stay on campus during the night, please take care of the safety when using the university facilities.

- If students have no choice but to use the facilities after hours (after 21:00), please obtain the consent of the facility manager* and use the facilities appropriately to avoid accidents or noise. In addition, the use of the facilities after midnight or making noise that is out of line with social norms is strictly prohibited.
- When using the facilities for other purposes, regardless of whether it is during or after hours, please obtain the consent of the facility manager* before using the facilities in an appropriate manner.

* Facility manager; e.g., laboratories: faculty members, classrooms: Student Affairs Division

- e) Be careful of suspicious persons.
- f) Drinking alcohol

Drinking under 20 years of age is prohibited by law. Please be careful and make every effort to prevent accidents involving underage drinking. Please refrain from drinking heavily or forcing others to drink. These may result in disciplinary action. In addition, please be careful of the following:

- Do not offer a drink to someone who cannot drink.
- Drink slowly while eating.
- Do not drink too much and stop when feeling "tipsy."
- Never drink and drive.

- g) Disciplinary action

Students who violate the rules and regulations of the university or act in a manner contrary to the essential principles may be subject to disciplinary action, such as expulsion, suspension, or given a warning. For example, students who commit criminal offenses such as theft (burglary, stealing, shoplifting, etc.) will be

expelled, suspended, or given a warning; forcing another person to drink alcohol and causing death will be punished with expulsion, suspension, or given a warning. Students who defame others on the internet will be expelled, suspended, or given a warning.

h) Smoking on campus

Smoking is prohibited on Ohashi Campus. Smoking is allowed in off-campus smoking area.

B. General Rules for Research Experiments and Practical Training

https://www.isc.kyushu-u.ac.jp/intlweb/cmn/data/pdf/Campus_Life_Handbook2018_EN.pdf

C. General Fire Prevention Tips

https://www.isc.kyushu-u.ac.jp/intlweb/cmn/data/pdf/Campus_Life_Handbook2018_EN.pdf

D. General Rules of Traffic Safety

All students are required to pay attention to traffic safety, obey traffic regulations, and strive to prevent traffic accidents on and off-campus.

If students have caused or have been involved in an accident, they must consult with the Student Affairs Section, Student Affairs Division.

a) On-campus precautions

In order to maintain a quiet environment and ensure the safe movement of pedestrians, please observe the following rules when driving cars, motorbikes, bicycles, and other vehicles on campus:

- Only persons with a disability or working adult graduate students may apply to commute by car and must renew their application each year.
- The vehicle must be driven in accordance with the road signs and at a speed of no more than 15 km/h.
- Parking is prohibited in areas other than parking lots and bicycle parking lots. In particular, parking near fire hydrants and other areas where parking is prohibited is strictly forbidden so as not to interfere with emergency operations.
- Entry into areas outside the designated areas on campus by the university is prohibited.
- Do not leave bicycles, motorbikes, etc., unattended on campus.
- Do not interfere with research or educational activities by unnecessarily honking or revving up.
- Take out voluntary insurance if possible, in case of an accident.
- Do not play catch, roller skate, skateboard, etc., on the road or in the open space.

b) Off-campus precautions

In order to avoid traffic accidents, please keep the following points in mind when driving:

- Drive with an awareness that human life is precious.
- Drive with consideration and a willingness to give and receive.
- Drive appropriate to the driving ability.
- Drive when in good physical and mental condition. Be careful about overwork, drinking, illness, using mobile phones, etc.
- Always drive with a calm mind. Be careful of being “hasty and impatient”, “angry”, and “self-centered”.

E. Safety Measures Against Earthquakes

Disasters caused by natural phenomena such as earthquakes, typhoons, torrential rains, and eruptions are known as natural disasters. Earthquakes are the most terrifying of these natural disasters because they can cause a wide range of disasters, including the destruction of structures, fires, landslides, cliff collapses and tsunamis—all of which can claim many lives in an instant. It is also impossible to predict when, where, and how big such an earthquake will occur. In order for students to protect themselves and reduce the damage, they should always be prepared for an earthquake.

For more information on earthquake safety measures, please refer to the following:

https://www.isc.kyushu-u.ac.jp/intlweb/cmn/data/pdf/Campus_Life_Handbook2018_EN.pdf

F. Kyushu University Safety Confirmation System (ANPIC)

Kyushu University has introduced the "Kyushu University Safety Confirmation System (ANPIC)" to quickly and reliably confirm the safety of students in the event of a crisis such as a large-scale disaster.

In the event of an earthquake of seismic intensity of 5 or greater in Fukuoka Prefecture and neighboring prefectures in Fukuoka Prefecture, or in the event of other large-scale disasters, a safety confirmation e-mail will be sent simultaneously to the Kyushu University Primary Mail Service. Please ensure your personal safety immediately, and be sure to report your safety status to the university headquarters.

Kyushu University Safety Confirmation System (ANPIC)

<https://anpic-kyushu-u.jecc.jp/kyushu-u/>



G. General Tips for Using Computer Networks

With the spread of the internet in recent years, there have been more opportunities to use computer networks daily and not only for educational or research purposes. Due to the nature of the internet, which is used by many people around the world both inside and outside the university, we must be as careful about the information on the network as we go about it among the general public.

- a) Do not post or disclose personal information or others. Information such as names, addresses, telephone numbers, credit card numbers, etc., may be used not only for commercial purposes but also for criminal purposes.
- b) The exchange of confidential information over a network should be avoided as far as possible, or measures such as encryption should be taken. It may be possible for third parties to receive, process, or fabricate the information being communicated.
- c) Malicious third parties or computer viruses can destroy or tamper with the software and data environment of the computer at hand. Be careful about password management and network login authorization systems and avoid the use of software of unknown origin as much as possible.
- d) Avoid, consciously or unconsciously, any behavior that may contravene the law. For example, keep in mind the following:
 - When creating a website, it is easy to use other people's music, paintings, cartoons, photographs, etc. However, when using copyrighted material, permission should be obtained from the rights holder.
 - Computer programs and materials such as music and pictures are protected as copyrighted works. Do not reproduce them without permission except in certain cases permitted by the law, such as private use.
 - In case of citing other people's papers on the student's website without permission, students must meet all conditions, including the necessity to cite, the students' paper must be the main part and others are secondary, the use of clear quotations (e.g., with an asterisk) and clear attribution of sources.
 - As university students, they must strictly refrain from doing anything that violates the law, such as infringing on the privacy of others, slandering others, or distributing obscene images on the internet.
 - Works for which the term of copyright protection has expired (generally 50 years after the author's death), such as ancient documents, may be used freely. In addition, works for which the copyright has been waived may also be used within the scope of the conditions of the waiver.
- e) Do not post anything thoughtlessly on social networking services such as X, as many people can view it. This may lead to social responsibility and may also violate laws such as the Personal Information Protection Law, which may result in disciplinary action.

H. Precautions When Traveling Abroad:

- (a) Submit a notification of overseas travel to the Student Affairs Section. (See page 71)
- (b) Ensure personal safety!

- (c) Avoid unreasonable plans.
- (d) Follow the advice and recommendations of diplomatic missions abroad.
- (e) Seek medical advice on health care and medical supplies before travel.
- (f) If students are involved in an incident or accident, contact the embassy abroad.
- (g) Before traveling abroad, students should register with the Ministry of Foreign Affairs' travel registration service (for less than three months: Tabiregi; for more than three months: Zairyutodoke).

<https://www.ezairyu.mofa.go.jp> (Japanese only)



(2) What to Do in an Emergency

https://www.isc.kyushu-u.ac.jp/intlweb/cmn/data/pdf/Campus_Life_Handbook2018_EN.pdf

(3) Safety Precautions for Extracurricular Activity

https://www.isc.kyushu-u.ac.jp/intlweb/cmn/data/pdf/Campus_Life_Handbook2018_EN.pdf

12. Reporting of Award Information

If students' work, thesis, or research results obtain an award in a competition, please report it to the academic supervisor. We would like to use the information for student awards in the department and publish it on the School of Design website.

The report form is available on the School of Design website. Please download the form, fill it out, and submit it to the academic supervisor.

Award Information Report

<https://std.design.kyushu-u.ac.jp/life/>

